



# COLLECTION

*Repon Slides into Your Life !*



**Loading****50 lb (22kg) single extension slides**

NJ-23001	09
NJ-24015	10
NJ-26003	11

**75 lb (34kg) single extension slides**

NJ-41032	12
NJ-41112	13
NJ-41K07	14

**75 lb (34kg) medium duty slides**

NJ-31A02	15
----------	----

**75 lb (34kg) full extension slides**

NJ-31Q08	16
----------	----

**100 lb (45kg) full extension slides**

NJ-31J32	17
NJ-31D88	18
NJ-81016	19

**130 lb (60kg) full extension slides**

NJ-26064	20
NJ-81001	21
NJ-81002	22
NJ-24002	23
NJ-24007	24

**150 lb (68kg) full extension slides**

NJ-81A02	25
NJ-84A01	26

**180 lb (80kg) full extension slides**

NJ-76A04	27
NJ-76K03	28
NJ-74006	29

**200 lb (90kg) full extension slides**

NJ-76006	30
NJ-76008	31
NJ-71020	32

**Super heavy duty slides**

NJ-76J01	33
----------	----

**Wire Basket Slides & Drawer Frame System**

NJ-A5801	35
NJ-A5802	36
NJ-A5803	37
NJ-A5808	38
NJ-A8601	39
NJ-A5601	40
NJ-A5602	41
NJ-A5A01	42
NJ-A5A02	43
NJ-A5A03	44

**Lock In & Out****Super heavy duty slides**

NJ-76J05	46
----------	----

**IPC****Server slides**

NJ-13002	48
NJ-21A02	49
NJ-21A58	50
NJ-21G58	51
NJ-21D58	52

**Slient****Soft close**

NJ-35D65	54
NJ-85A01	55
NJ-78036	56

**Detent Open****Stay open**

NJ-31147	58
NJ-81A14	59

**Touch to Open**

NJ-38D58	61
NJ-78A01	62

**Front Interlock**

NJ-77Q09	64
----------	----

**Rear Interlock**

NJ-77A02	66
NJ-77K01	67
NJ-78A02	68
NJ-87001	69
NJ-87A01	70

**Flipper Door Slides**

NJ-27002	72
----------	----

**Pocket Door Slides**

NJ-28009	74
----------	----

**Center Mounting Slides**

NJ-22004	76
----------	----

**Under Counter Slides**

NJ-23021	78
NJ-26016	79
NJ-41K08	80

## Repon Slides into Your Life !



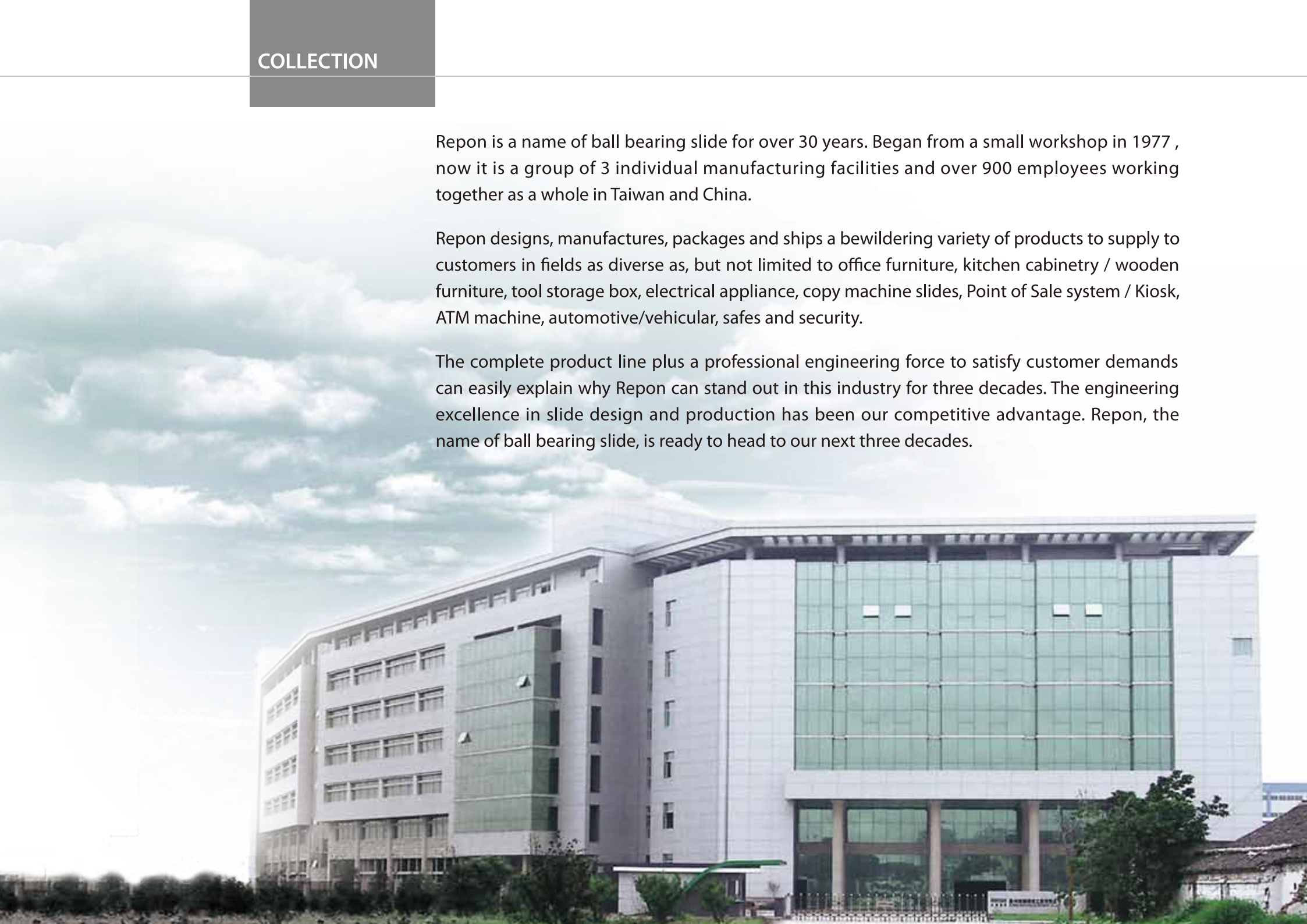
## The name of ball bearing slide

Repon is a brand leader in the development, manufacture and marketing of high-quality slide. We supply premium slide to furniture producer, kitchen cabinetry supplier, furniture fitting distributor, and a variety of industry across the Americas, Asia and Europe. Repon's strong in-house engineering and product development departments have created technical innovations resulting in the company's ownership of nearly 100 international patents. The edge-leading capability to provide precise customization and effective solution has already been approved by many branded customers in globewide.

Repon is a name of ball bearing slide for over 30 years. Began from a small workshop in 1977 , now it is a group of 3 individual manufacturing facilities and over 900 employees working together as a whole in Taiwan and China.

Repon designs, manufactures, packages and ships a bewildering variety of products to supply to customers in fields as diverse as, but not limited to office furniture, kitchen cabinetry / wooden furniture, tool storage box, electrical appliance, copy machine slides, Point of Sale system / Kiosk, ATM machine, automotive/vehicular, safes and security.

The complete product line plus a professional engineering force to satisfy customer demands can easily explain why Repon can stand out in this industry for three decades. The engineering excellence in slide design and production has been our competitive advantage. Repon, the name of ball bearing slide, is ready to head to our next three decades.



Categorical Data  
CATALOG OF PRODUCTS

# How to use this book?

- 1 Feature
- 2 Slide Photo
- 3 Part Number
- 4 Product Name
- 5 Description
- 6 Specification
- 7 Drawing
- 8 Profile
- 9 Page

Silent 1

3 NJ-35D36

4 Soft Close

2

8

7

8

1

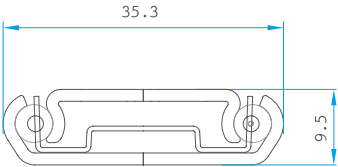
9

**Mounting** | Side mount.  
**Side Clearance** | 12.7mm plus 0.76mm, minus 0mm  
**Height** | 45.7mm  
**Loading** | 100 pound class ( 45kgs )  
**Size** | 300mm to 600mm at 50mm increment  
**Feature** | brand new dampening design, no hassle of grease leaking or drawer bounce. 50mm self close stroke, extremely light and silent movement  
**Finish** | zinc plated  
**Packing** | 15 pairs per box individually poly-packaged, screws included  
**Option** | black zinc plated, white e coating  
※SCREW HEAD MUST BE completely flush or under the slide member.

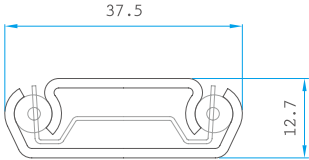
SIZE	SL	TL	A	B	C	D	E	F	G
12" (300mm)	300.0	225.0	64.00			192.00			115.0
14" (350mm)	350.0	275.0	112.00			256.00	112.0		115.0
16" (400mm)	400.0	375.0	160.00			304.00	160.0		160.0
18" (450mm)	450.0	450.0	96.00	192.00		352.0	96.0	208.0	200.0
20" (500mm)	500.0	500.0	96.00	224.00		400.00	128.00	265.0	220.0
22" (550mm)	550.0	550.0	96.00	224.00	384.00	448.00	160.00	320.0	270.0
24" (600mm)	600.0	600.0	128.00	224.00	416.00	496.00	192.00	368.0	300.0

All of Slides  
END VIEW PROFILE

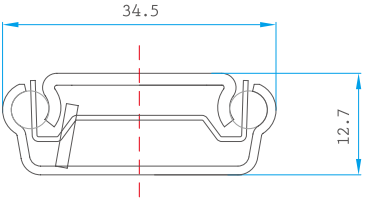
NJ-2000(50lb/22kg) P.09



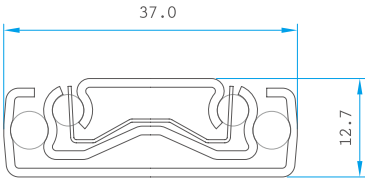
NJ-4000(75lb/34kg) P.12



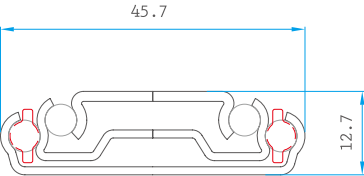
NJ-41K(75lb/34kg) P.14



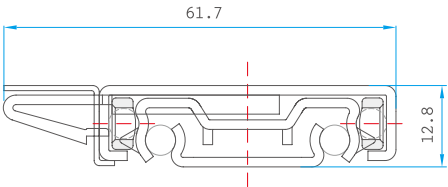
NJ-31A(Medium) P.15



NJ-31J(100lb/45kg) P.17



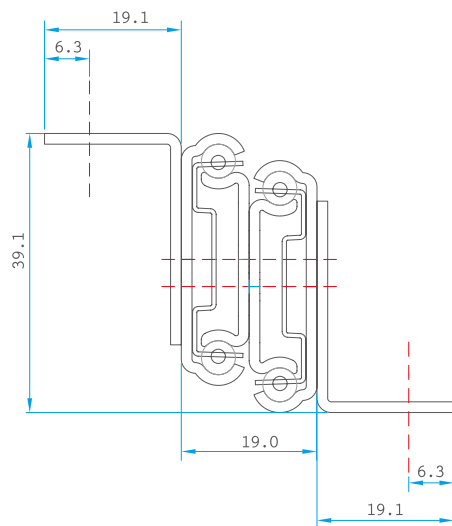
NJ-8000 W/Mouning Rail P.19



# COLLECTION

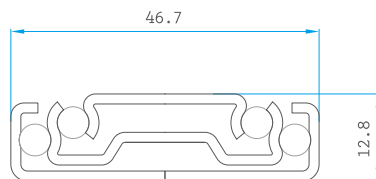
NJ-2600 Double Decks

P.20



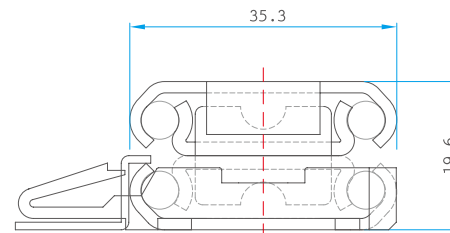
NJ-8000(130lb/60kg)

P.21



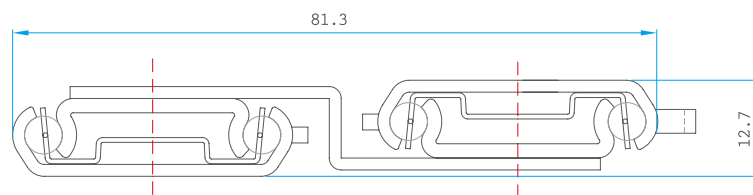
NJ-2400 Double Decks(130lb/60kg)

P.23



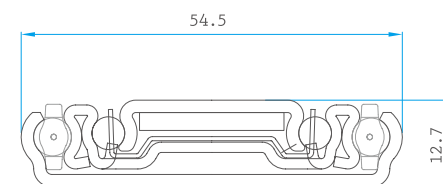
NJ-2400 Two Tier (130lb/60kg)

P.24



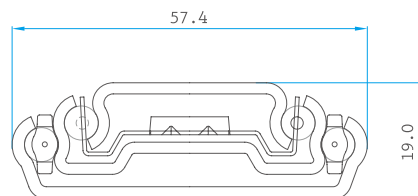
NJ-81A(150lb/68kg)

P.25



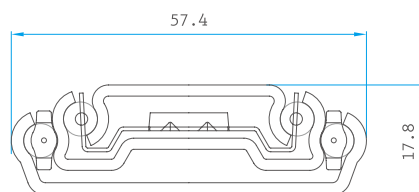
NJ-76A(180lb/80kg)

P.27



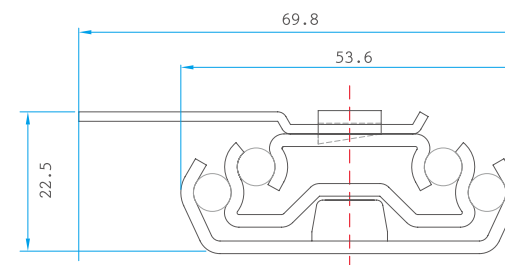
NJ-76K(180lb/80kg)

P.28



NJ-7400 Mounting Plates (180lb/80kg)

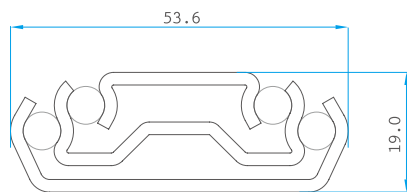
P.29



# COLLECTION

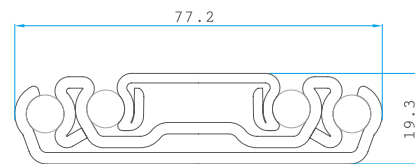
NJ-7000(200lb/90kg)

P.30



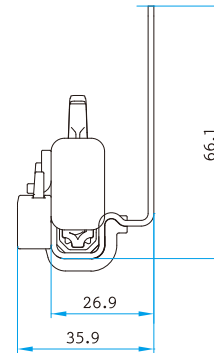
NJ-76J (Super Heavy)

P.33



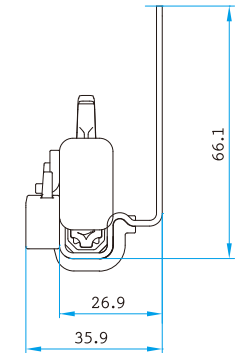
NJ-A8

P.35



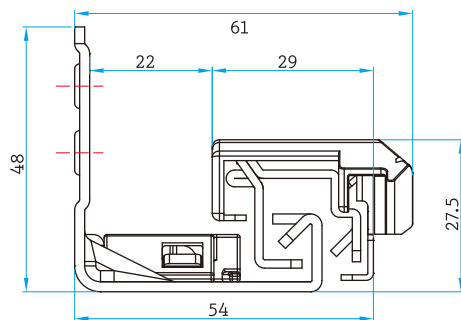
NJ-A6

P.40



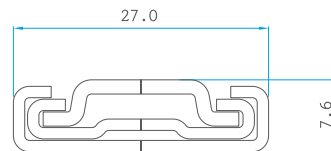
NJ-AA

P.42



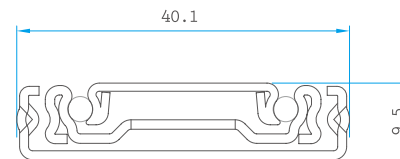
NJ-13002 (Server Slides)

P.48



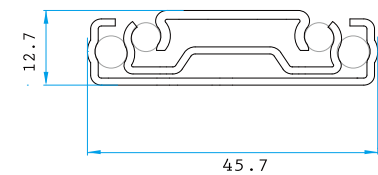
NJ-21A (Server Slides)

P.49



NJ-3000 (Touch to Open)

P.54



# Loading

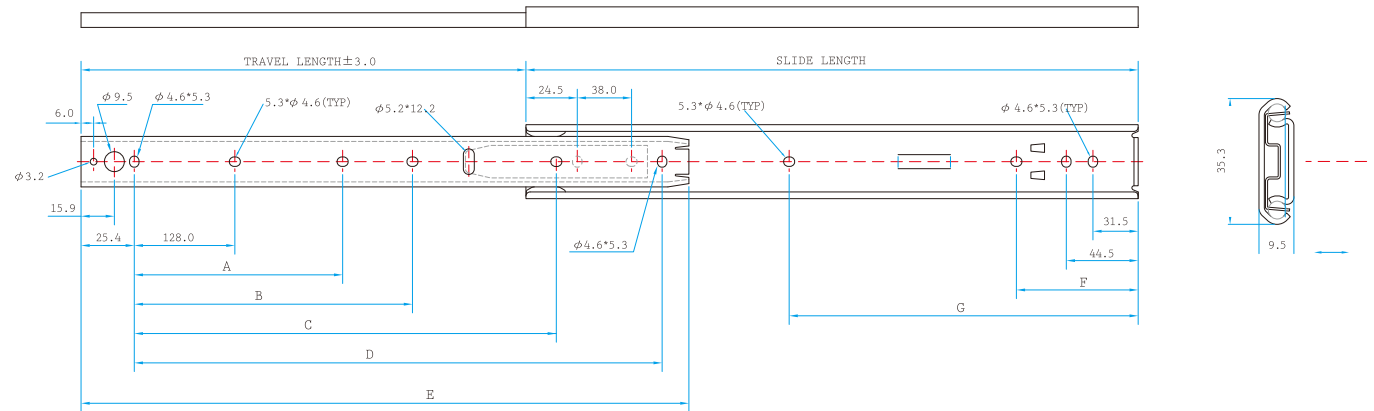


There are a variety of loading options in Repon product line. You may opt for slides carry from 50 lbs ( 22.5kgs ) to 400 lbs ( 180 kgs ). The loading called out for each model refers to dynamic loading, which means the loading is estimated with drawer cycles ( open and close ) for 50,000 cycles. Typically, the drawer dimension used for loading estimation is 16" (400mm) wide x 18" (450mm) deep. For the slide length longer or shorter than 18" ( 450mm ), the loading will vary. We recommend you use NJ24009, NJ8000, NJ81A, NJ7D, NJ7J, NJ7Q, NJ7K, NJ7A and NJ76J for drawer width larger than 20" (500mm). For these applications, which require side-pull, the nominal loading called out on the catalog does not apply.

# NJ-23001

## 50 lb Single Extension Slides

**50#**  
pound class loading



**Mounting** | Side mount.

**Side Clearance** | 3/8" (9.8mm) plus 1/64", minus 0 each side

**Height** | 1-25/64" (35.3 mm)

**Loading** | 50 pound (22kgs) class

**Size** | 12", 14", 15", 16", 18", 20", 22", 24", 26"

**Feature** | Low profile for shallow drawers, shelves or trays. Metal latch detent in/lock function in extended position for easy drawer removal and industrial cabinet applications.

**Finish** | Zinc plated / black plated.

**Packing** | 25 pairs individually poly-packaged, no screws.

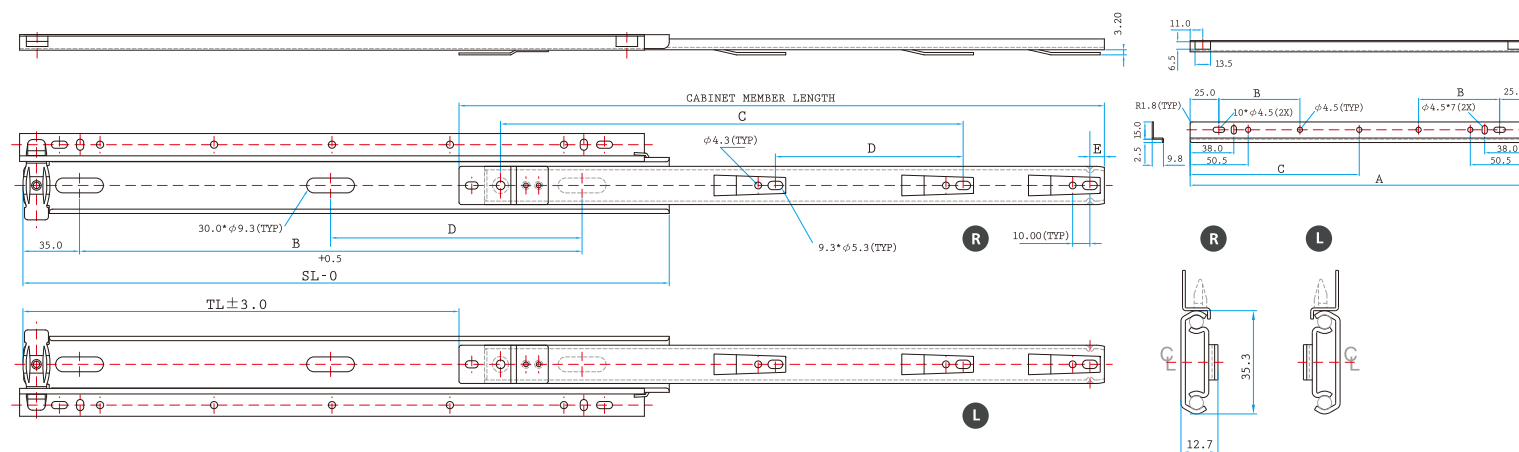
**Option** | NJ23002-Metal latch positive stop. NJ21001-Plastic lever for positive stop.

SIZE	SL	TL	A	B	C	D	E	F	G
12" (300mm)	302.05	199.0			212.3		299.45		
14" (350mm)	352.85	249.5			263.1		350.25		244.6
15" (375mm)	378.25	275.0			288.5		375.65		244.6
16" (400mm)	403.65	300.5			313.9		401.05		244.6
18" (450mm)	454.45	330.5	256.0		343.2	401.3	452.85	155.7	320.8
20" (500mm)	505.25	381.0	256.0		394.4	452.1	502.65	155.7	320.8
22" (550mm)	556.05	406.0	256.0		419.8	502.9	553.45	155.7	320.8
24" (600mm)	606.85	431.0	256.0	352.0	445.2	553.7	604.25	155.7	244.6
26" (650mm)	657.65	482.5	256.0	352.0	496.0	604.5	655.05	155.7	244.6

# NJ-24015

50 lb Single Extension Slides

50#  
pound class loading



**Mounting** | Side, for face frame and frameless mount

**Side Clearance** | 1/2" (12.7mm) plus 1/32", minus 0 each side

**Height** | 1-15/16" (49.3 mm, including mounting rail)

**Loading** | 50 pound (22kgs) class

**Size** | 12", 14", 16", 18", 20", 22", 24"

**Feature** | Low profile for shallow drawers, shelves or trays. Handed cabinet members. Direct access mounting windows. Attached release clip with quick disconnect rails for easy drawer removal.

**Finish** | Zinc plated.

**Packing** | 20 pairs individually poly-packaged no screws.

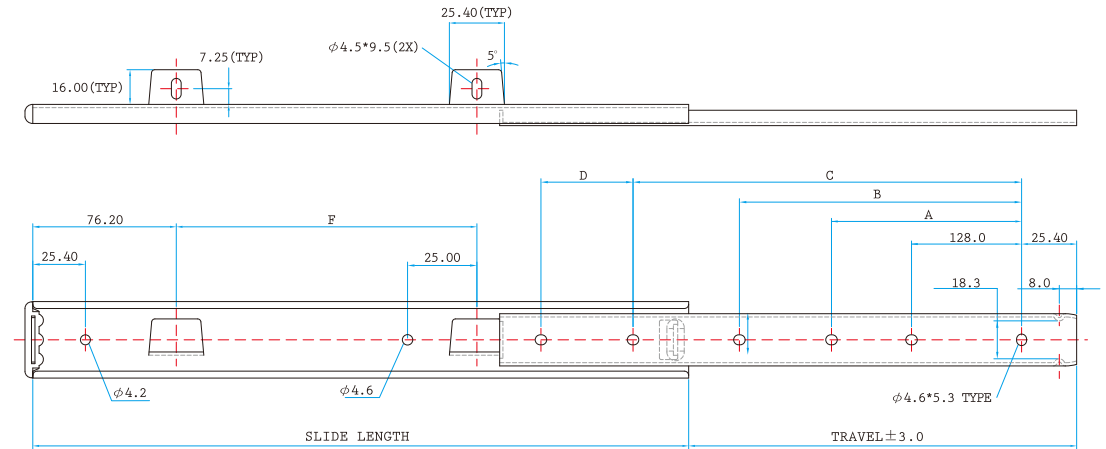
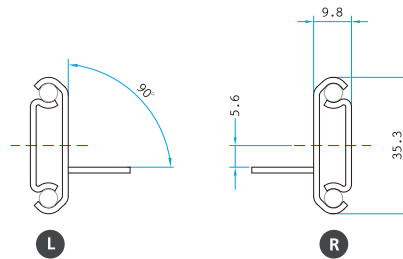
**Option** | Black zinc plated.

SIZE	SL	TL	Cabinet Member Length(CML)	B	C	D	E	SIZE	A	B	C
12" (300mm)	310.8	201.0	299.8	242.9	217.9			8.75" (218.75mm)	186.25		
14" (350mm)	352.6	239.0	350.6	293.7	268.7			12" (300mm)	268.8		
16" (400mm)	403.4	277.0	401.4	293.7	268.7			13" (325mm)	294.2		
18" (450mm)	454.2	315.0	452.2	293.7	268.7		9.10	14" (350mm)	319.6	117.0	
20" (500mm)	505.0	353.0	503.0	395.3	370.3	177.8	9.10	16" (400mm)	370.4	117.0	
22" (550mm)	555.8	391.0	553.8	395.3	370.3	177.8	9.10	18" (450mm)	421.2	117.0	
24" (600mm)	606.6	429.0	604.6	395.3	370.3	177.8	9.10	20" (500mm)	472.0	117.0	236.0
								22" (550mm)	522.8	117.0	261.4
								24" (600mm)	573.6	117.0	286.8
								26" (650mm)	624.4	117.0	312.2

# NJ-26003

50 lb Single Extension Slides

50#  
pound class loading



**Mounting** | Bottom and side mount

**Side Clearance** | 9.8 mm plus 0.76 mm, minus 0 mm

**Height** | 1-25/64" (35.3 mm)

**Loading** | 50 pound (22kgs) class

**Size** | 12", 14", 15", 16", 18", 20", 22", 24"

**Feature** | Low profile for shallow drawers, shelves or trays. Hold-in feature to prevent bounce back. Hold-out. Feature for positive out stop.

**Finish** | Zinc plated / black plated.

**Packing** | 25 pairs individually poly-packaged, no screws.

**Option** | LH or RH 45 pieces individually poly-packaged per box, no screws.

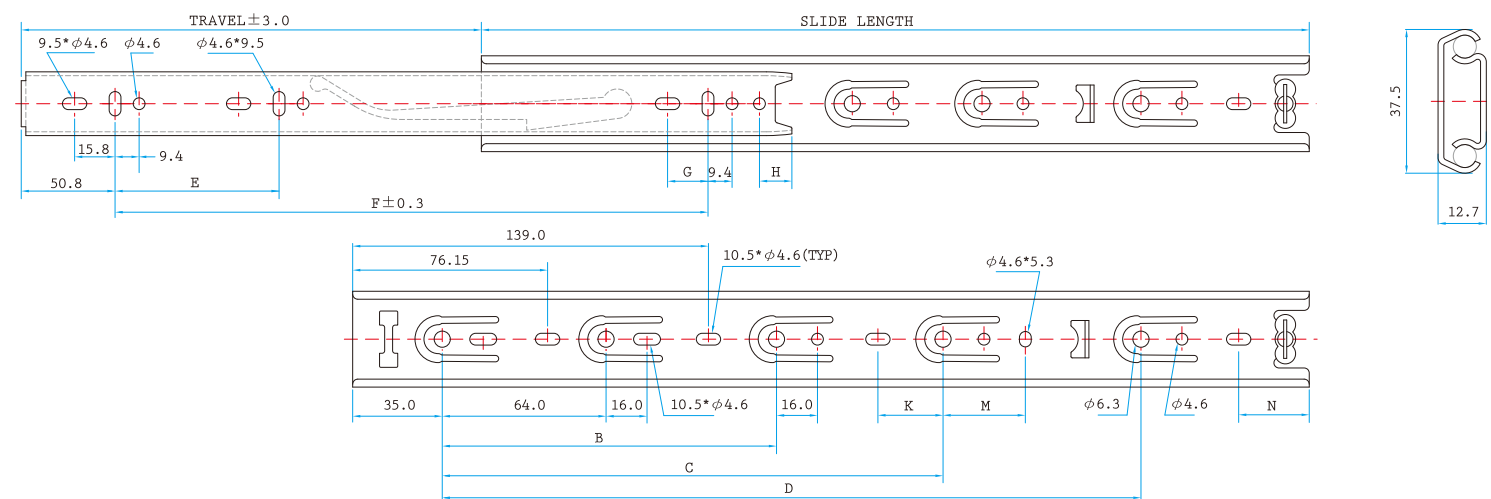
SIZE	SL	TL	A	B	C	D	F
12" (300mm)	302.05	201.0			212.3	36.6	107.9
14" (350mm)	352.85	239.0			263.1	36.6	158.7
15" (375mm)	378.25	264.0			288.5	36.6	184.1
16" (400mm)	403.65	277.0			313.9	36.6	184.1
18" (450mm)	454.45	315.0	256.0		344.2	57.1	209.5
20" (500mm)	505.25	353.0	256.0		394.4	57.1	260.3
22" (550mm)	556.05	391.0	256.0		419.8	83.1	311.1
24" (600mm)	606.85	442.0	256.0	352.0	445.2	108.5	361.9



# NJ-41032

75 lb Single Extension Slides

**75#**  
pound class loading



**Mounting** | Side mount

**Side Clearance** | 1/2" (12.7mm) plus 1/32", minus 0 each side

**Height** | 1-15/32" (37.5 mm)

**Loading** | 75 pound (34kgs) class

**Size** | 10", 12", 14", 16", 18", 20", 22", 24", 26", 28"

**Feature** | Non-handed design. 32 mm hole pattern. Quick lever disconnect for easy drawer removal. Hold-in feature to prevent bounce back. Cabinet member breathing tabs self-adjust to side clearance.

**Finish** | Zinc plated.

**Packing** | 20 pairs individually poly-packaged no screws.

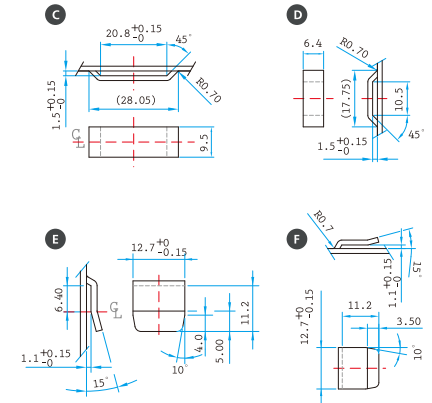
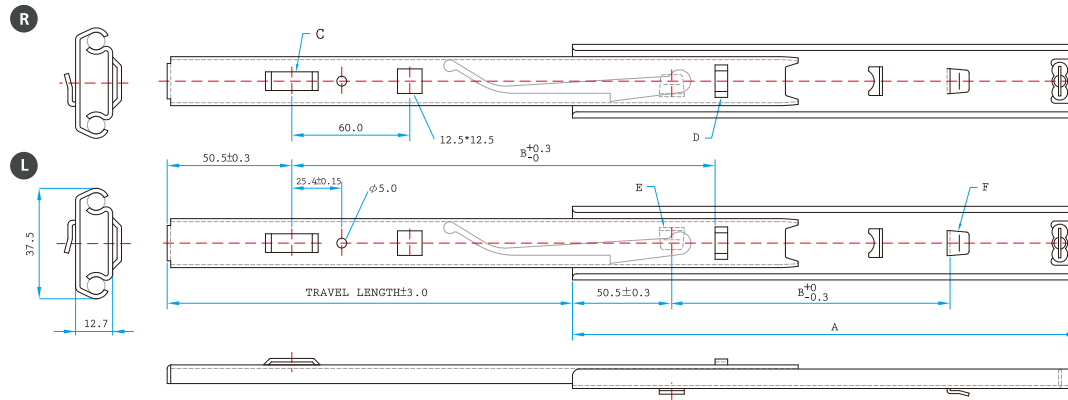
**Option** | Black zinc plated.

SIZE	SL	TL	B	C	D	E	F	G	H	K	M	N
10" (250mm)	254.25	151.0							14.0			33.4
12" (300mm)	305.05	225.0	224.0			96.0			14.0			
14" (350mm)	355.85	245.0	256.0			96.0	256.0					
16" (400mm)	406.65	295.0	224.0	288.0		160.0	320.0					33.4
18" (450mm)	457.45	335.0	224.0	352.0		159.7	351.7			25.45	32.15	
20" (500mm)	508.25	375.0	224.0	352.0	416.0	192.0	416.0	15.8		25.45	32.15	
22" (550mm)	559.05	420.0	224.0	352.0	416.0	192.0	480.0	15.8			32.15	57.8
24" (600mm)	609.85	455.0	224.0	352.0	480.0	256.0	512.0	15.8		25.45		44.8
26" (650mm)	660.65	495.0	224.0	352.0	544.0	256.0	576.0	15.8		25.45	32.15	31.8
28" (700mm)	711.45	530.0	224.0	352.0	544.0	256.0	608.0	15.8		25.45	32.15	82.2



## 75 lb Single Extension Slides

75#



**Side Clearance** | 1/2" (12.7mm) plus 1/32", minus 0 each side

**Loading | 75 pound (34kgs) class**

**Feature** | Built-in mounting tabs for quick installation. Hold/close function. Lever disconnect for drawer removal.

**Packing** | LH or RH 30 pieces individually poly-packaged per box, no screws.

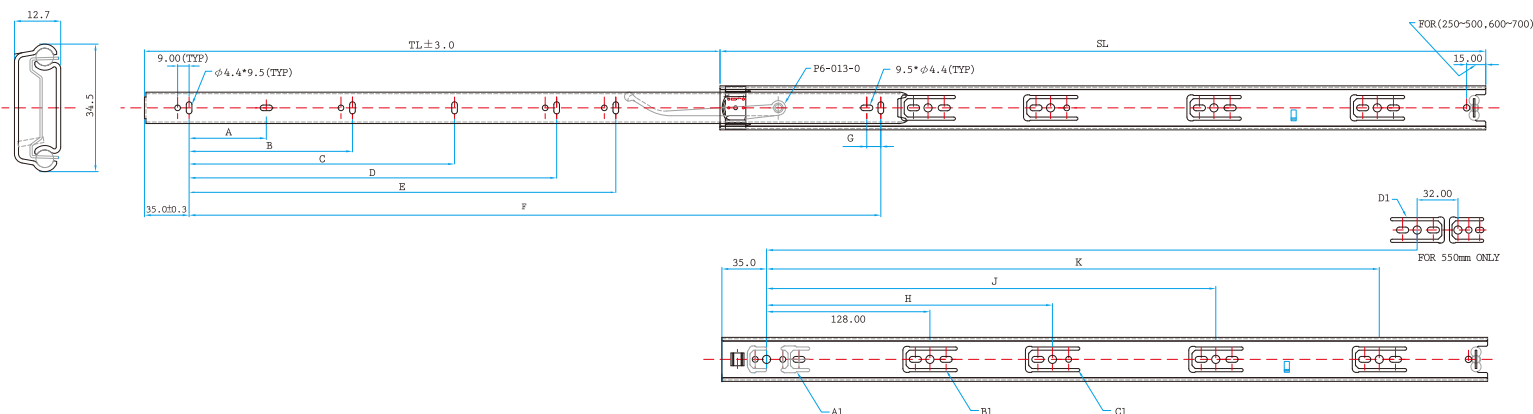
**Option** | Black zinc plated.

SIZE	TL	A	B
12" (300mm)	221.5	305.05	221.5
14" (350mm)	240.5	355.85	240.5
16" (400mm)	291.5	406.65	291.5
18" (450mm)	335.0	457.45	335.0
20" (500mm)	375.0	508.25	375.0
22" (550mm)	420.0	559.05	420.0
24" (600mm)	455.0	609.85	455.0
26" (650mm)	495.0	660.65	495.0
28" (700mm)	517.5	711.45	517.5

# NJ-41K07

75 lb Single Extension Slides

75#  
pound class loading



**Mounting** | Side mount  
**Side Clearance** | 1/2" (12.7mm) + 1/32" minus 0  
**Height** | 1.36" (34.5 mm)  
**Loading** | 75 pound (34kgs) class  
**Size** | 250 mm through 700 mm at 50 mm increment  
**Feature** | 32 mm hole pattern, quick release trigger for drawer removal, anti-rebound bumpers, and breathing tab for self-adjustment.  
**Finish** | Zinc plated.  
**Packing** | 20 pairs per box poly bagged on each pair.  
**Option** | Black zinc plated.

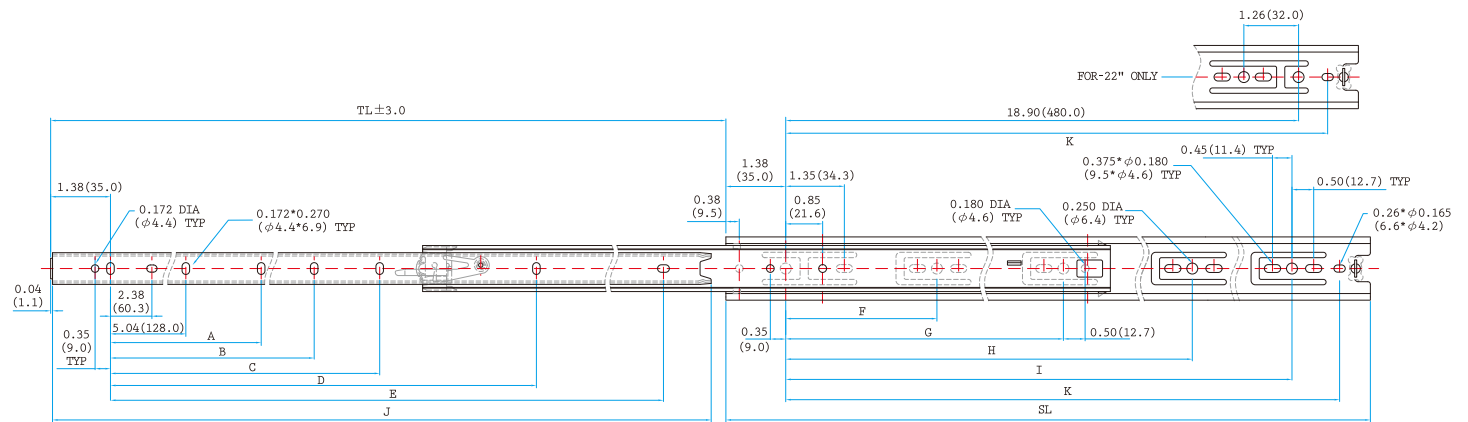
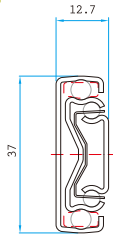
SIZE	SL	TL	A	B	C	D	E	F	G	H	J	K
10" (250mm)	250.0	163.0						192.0				
12" (300mm)	300.0	205.0	60.5					242.0	11.0	224.0		
14" (350mm)	350.0	260.0	60.5	128.0				292.0	11.0	224.0		
16" (400mm)	400.0	281.0	60.5	128.0				342.0	11.0	224.0	320.0	
18" (450mm)	450.0	331.0	60.5	128.0	192.0			392.0	11.0	224.0	352.0	
20" (500mm)	500.0	376.0	60.5	128.0	224.0			442.0	11.0	224.0	416.0	
22" (550mm)	550.0	415.0	60.5	128.0	224.0	288.0		492.0	11.0	224.0	352.0	
24" (600mm)	600.0	451.0	60.5	128.0	224.0	320.0		542.0	11.0	224.0	352.0	480.0
26" (650mm)	650.0	488.0	60.5	128.0	224.0	320.0	544.0	592.0	11.0	224.0	352.0	544.0
28" (700mm)	700.0	526.0	60.5	128.0	224.0	288.0	384.0	642.0	11.0	224.0	352.0	544.0



# NJ-31A02

75 lb Medium Duty Slides

**75#**  
pound class loading



**Mounting** | Side mount

**Side Clearance** | 12.7mm

**Height** | 37 mm

**Loading** | 75 pound (34kgs) class

**Size** | 200 mm through 700 mm at 50 mm increment

**Feature** | Use this model whenever a very low profile slide is required. Ideal for use in small cabinet, desk, kitchen, and store fixture drawers.

**Finish** | Zinc plated.

**Option** | Black zinc plated back socket.

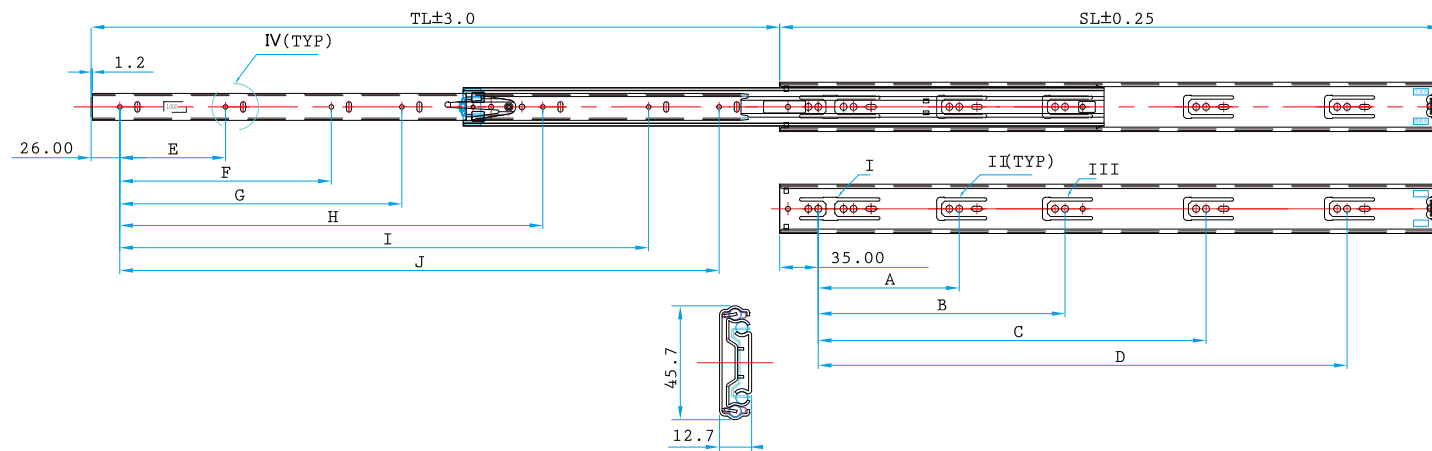
SIZE	SL	TL	A	B	C	D	E	F	G	H	I	J	K
8" (200mm)	7.87(200.0)	8.10(205.8)						5.04(128.0)				7.69(195.3)	
10" (250mm)	9.84(250.0)	10.04(255.0)					7.12(180.8)	4.06(103.0)	6.85(174.0)			9.67(245.3)	197.0(7.756)
12" (300mm)	11.81(300.0)	11.50(292.0)					9.09(230.8)	5.04(128.0)	8.82(224.0)			11.63(295.3)	247.0(9.724)
14" (350mm)	13.78(350.0)	14.00(356.0)					11.06(280.8)	5.04(128.0)	8.82(224.0)			13.59(345.3)	297.0(11.693)
16" (400mm)	15.75(400.0)	16.00(406.0)					13.03(330.8)	5.04(128.0)	8.82(224.0)		12.60(320.0)	15.56(395.3)	347.0(13.661)
18" (450mm)	17.72(450.0)	18.00(457.0)			12.6(320.0)		14.99(380.8)	5.04(128.0)	8.82(224.0)		13.86(352.0)	17.53(445.3)	397.0(15.630)
20" (500mm)	19.69(500.0)	20.00(508.0)			12.6(320.0)		16.96(430.8)	5.04(128.0)	8.82(224.0)		16.38(416.0)	19.50(495.3)	447.0(17.598)
22" (550mm)	21.65(550.0)	22.00(559.0)	8.82(224.0)			16.38(416.0)	18.93(480.8)	5.04(128.0)	8.82(224.0)	13.86(352.0)		21.47(545.3)	497.0(19.567)
24" (600mm)	23.62(600.0)	24.00(610.0)	8.82(224.0)		16.38(416.0)		20.90(530.8)	5.04(128.0)	8.82(224.0)	13.86(352.0)	18.90(480.0)	23.44(595.3)	547.0(21.535)
26" (650mm)	25.59(650.0)	26.00(660.0)	8.82(224.0)		16.38(416.0)	21.42(544.0)	22.87(580.8)	5.04(128.0)	8.82(224.0)	13.86(352.0)	21.42(544.0)	25.41(645.3)	597.0(23.504)
28" (700mm)	27.56(700.0)	28.00(711.0)	8.82(224.0)	11.34(288.0)	16.38(416.0)	21.42(544.0)	24.84(630.8)	5.04(128.0)	8.82(224.0)	13.86(352.0)	21.42(544.0)	27.37(695.3)	647.0(25.472)



# NJ-31Q08

75 lb Full Extension Slides

75#  
pound class loading



**Mounting** | Side mount.

**Side Clearance** | 12.7mm plus 0.76mm, minus 0mm

**Height** | 45.7mm

**Loading** | 75 pound for 30,000 cycles. ( 30 kgs )

**Size** | 300mm to 700mm at 50mm increment

**Feature** | 32mm hole pattern, simple access mounting on drawer and cabinet members, breather tab for side adjustment, trigger disconnect, Detent-in.

**Finish** | zinc plated

**Packing** | 15 pairs per box individually poly-packaged, no screws

**Option** | black zinc plated

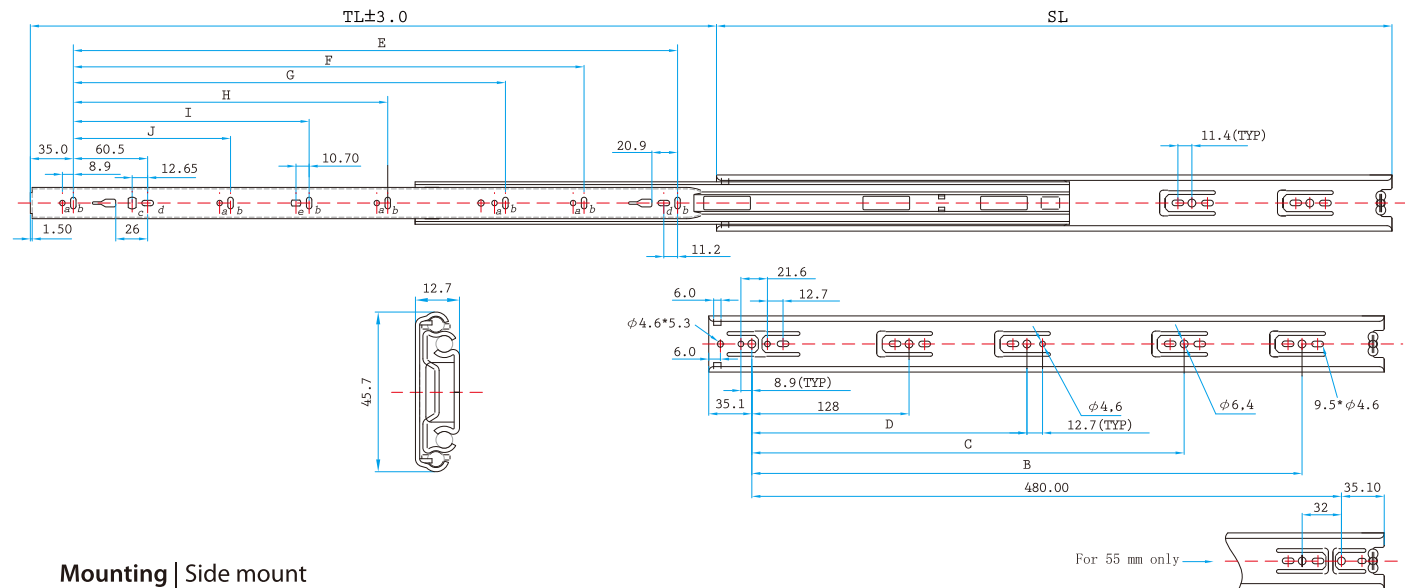


SIZE	SL	TL	A	B	C	D	E	F	G	H	I	J
12" (300mm)	300.00	325.00	128.0	224.0			96.0	224.0				
14" (350mm)	350.00	375.00	128.0	224.0			96.0	288.0				
16" (400mm)	400.00	425.00	128.0	224.0	320.0		96.0	160.0	288.0	352.0		
18" (450mm)	450.00	475.00	128.0	224.0	352.0		96.0	192.0	288.0	384.0		
20" (500mm)	500.00	525.00	128.0	224.0	352.0	416.0	96.0	192.0	384.0	448.0		
22" (550mm)	550.00	575.00	128.0	224.0	352.0	448.0	96.0	192.0	384.0	480.0		
24" (600mm)	600.00	625.00	128.0	224.0	352.0	480.0	96.0	192.0	256.0	384.0	480.0	544.0
26" (650mm)	650.00	675.00	128.0	224.0	352.0	544.0	96.0	192.0	288.0	480.0	576.0	
28" (700mm)	700.00	725.00	128.0	224.0	352.0	544.0	96.0	192.0	288.0	480.0	576.0	640.0

# NJ-31J32

100 lb Full Extension Slides

100#  
pound class loading



**Mounting** | Side mount

**Side Clearance** | 1/2" (12.7mm) plus 1/32" minus 0" each side

**Height** | 1 13/16" (45.7mm)

**Loading** | 100 pound (45kgs) class

**Size** | 250mm through 700mm in 50mm increment

**Feature** | 32 mm hole pattern. Easy access windows to reach each hole on cabinet member in closed position. Breather tab self adjustment to accommodate variation in side clearance.

**Finish** | Zinc plated.

**Packing** | 15 pairs individually poly bagged per box, no screws attached.

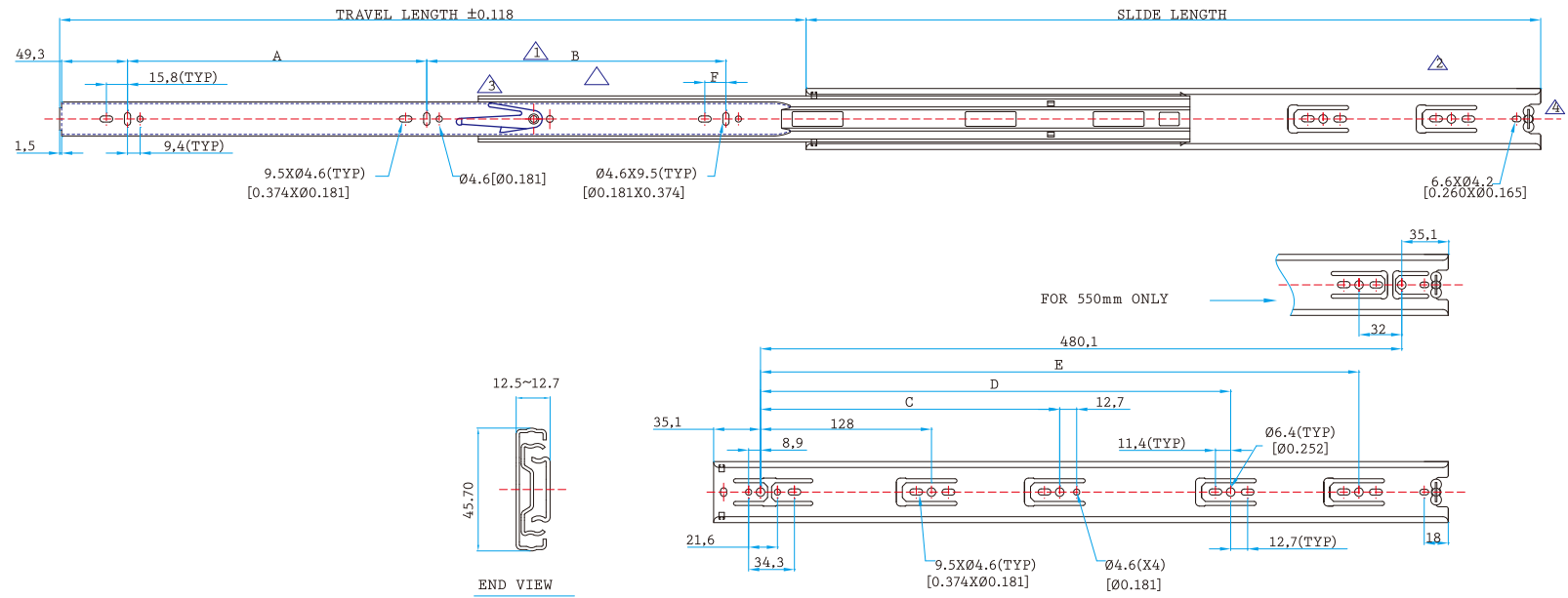
**Option** | Black zinc plated, black e coating, 1" over-travel back socket.

SIZE	TL	SL	B	C	D	E	F	G	H	I	J
10" (250mm)	254.00	250.00				192.00					
12" (300mm)	304.80	300.00			224.00	242.00					128.00
14" (350mm)	355.60	350.00			224.00	292.00					128.00
16" (400mm)	406.40	400.00		320.00	224.00	342.00					128.00
18" (450mm)	457.20	450.00		352.00	224.00	392.00		320.00			128.00
20" (500mm)	508.80	500.00		416.10	224.00	442.00		320.00			128.00
22" (550mm)	558.80	550.00		352.00	224.00	492.00	416.00				128.00
24" (600mm)	609.60	600.00	480.00	352.00	224.00	542.00		416.00		224.00	128.00
26" (650mm)	660.40	650.00	544.10	352.00	224.00	592.00	544.00	416.00		224.00	128.00
28" (700mm)	711.20	700.00	544.10	352.00	224.00	642.00	544.00	416.00	288.00	224.00	128.00

# NJ-31D88

100 lb Full Extension Slides

100#  
pound class loading



**Mounting** | Side mount

**Side Clearance** | 12.7 mm plus 0.8 minus 0" each side

**Height** | 45.7 mm

**Loading** | 100 pound (45kgs) class

**Size** | 250 mm, 300 mm, 350 mm, 400 mm, 450 mm, 500 mm, 550 mm, 600 mm, 650 mm, 700 mm.

**Feature** | 32 mm hole pattern. Simple access mounting on drawer and cabinet members. Breathing tabs self adjust to side clearance. Hold/close function. Lever disconnect for drawer removal.

**Finish** | Zinc plated.

**Packing** | 15 pairs individually poly-packaged, no screws.

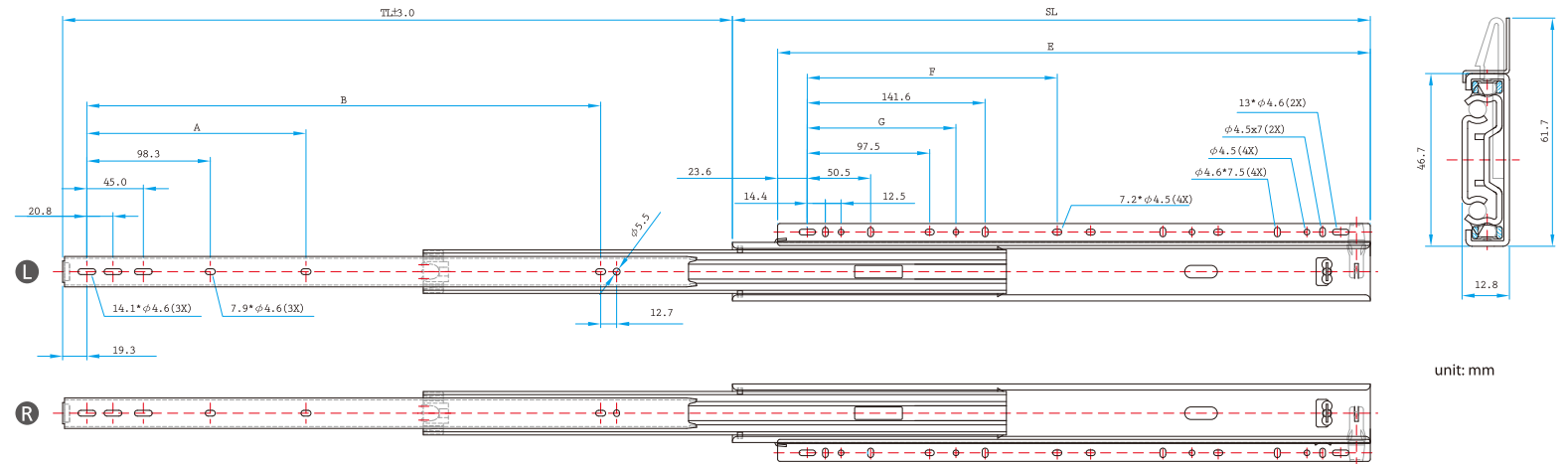
**Option** | Black zinc plated, Soft-closing, Interlock, 1" over-travel back socket.

SIZE	SL	TL	A	B	C	D	E	F
10" (250mm)	250.0	254.0	169.5					
12" (300mm)	300.0	304.8	96.0	128.0	224.0			15.8
14" (350mm)	350.0	355.6	128.0	128.0	224.0			15.8
16" (400mm)	400.0	406.4	160.0	160.0	224.0	320.0		15.8
18" (450mm)	450.0	457.2	160.0	192.0	224.0	352.0		15.8
20" (500mm)	500.0	508.0	192.0	224.0	224.0	416.1		15.8
22" (550mm)	550.0	558.8	224.0	224.0	224.0	352.0		15.8
24" (600mm)	600.0	609.6	256.0	256.0	224.0	352.0	480.1	15.8
26" (650mm)	650.0	660.4	256.0	288.0	224.0	352.0	544.1	15.8
28" (700mm)	700.0	711.2	256.0	352.0	224.0	352.0	544.1	15.8

# NJ-81016

100 lb Full Extension Slides

100#  
pound class loading



Mounting | Side mount

Side Clearance | 12.8 mm plus 0.8 mm, minus 0 mm each side

Height | 61.7 mm

Loading | 100 pound (45kgs) class

Size | 12", 14", 16", 18", 20", 22", 24", 26", 28"

Feature | Hold/close function. Lever disconnect by drawer rail.

New Function | Drawer rail.

Finish | Zinc plated.

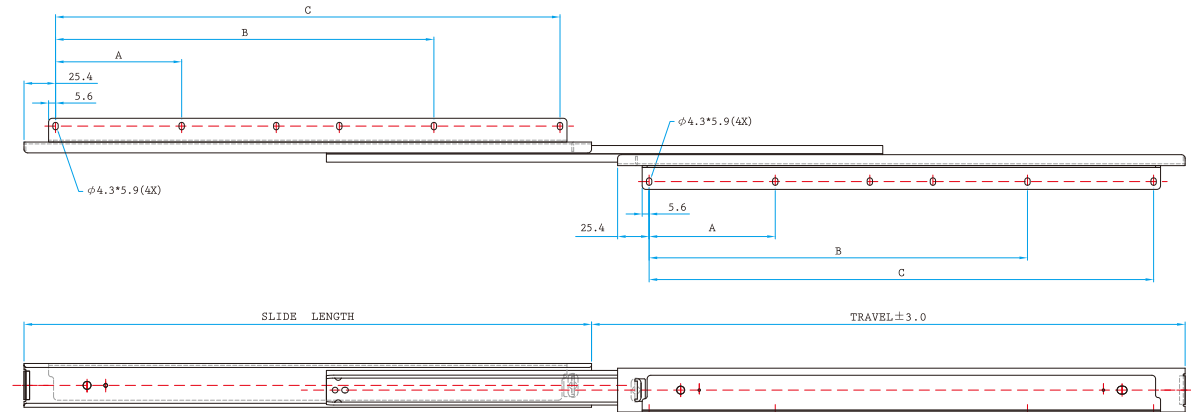
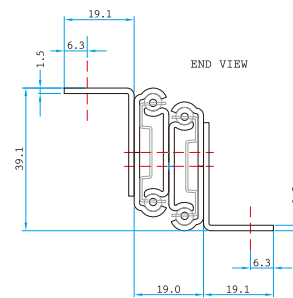
Option | Black zinc plated.

SIZE	SL	TL	A	B	E	F	G
12" (300mm)	304.8	330.2		206.0	268.8		
14" (350mm)	355.6	381.0		256.8	319.6		118.4
16" (400mm)	406.4	431.8		307.6	370.4		118.4
18" (450mm)	457.2	482.6	149.1	358.4	421.2		118.4
20" (500mm)	508.0	533.4	174.5	409.2	472.0	199.1	118.4
22" (550mm)	558.8	584.2	199.9	460.0	522.8	225.7	118.4
24" (600mm)	609.6	635.0	225.3	510.8	573.6	225.7	118.4
26" (650mm)	660.4	685.8	250.7	561.6	624.4	225.7	118.4
28" (700mm)	711.3	736.6	276.1	612.4	675.2	225.7	118.4



## 130 lb Full Extension Slides

**130#**  
pound class loading



**Mounting** | Mount vertical with secure brackets

**Side Clearance** | 0.8" (19.3 mm) w/o flanges, 1.55" (57 mm) w/ flanges

**Height** | 1.54" (39.1 mm)

**Loading | 130 pound (60kgs) class**

**Size** | 12", 14", 16", 18", 20", 22", 24", 26", 28"

**Feature** | Heavy duty w/over travel extension, flanges allow bottom installation, anti-rebound. Bumpers, non-handed slide member.

**Finish** | Zinc plated.

**Packing** | 5 pairs per box.

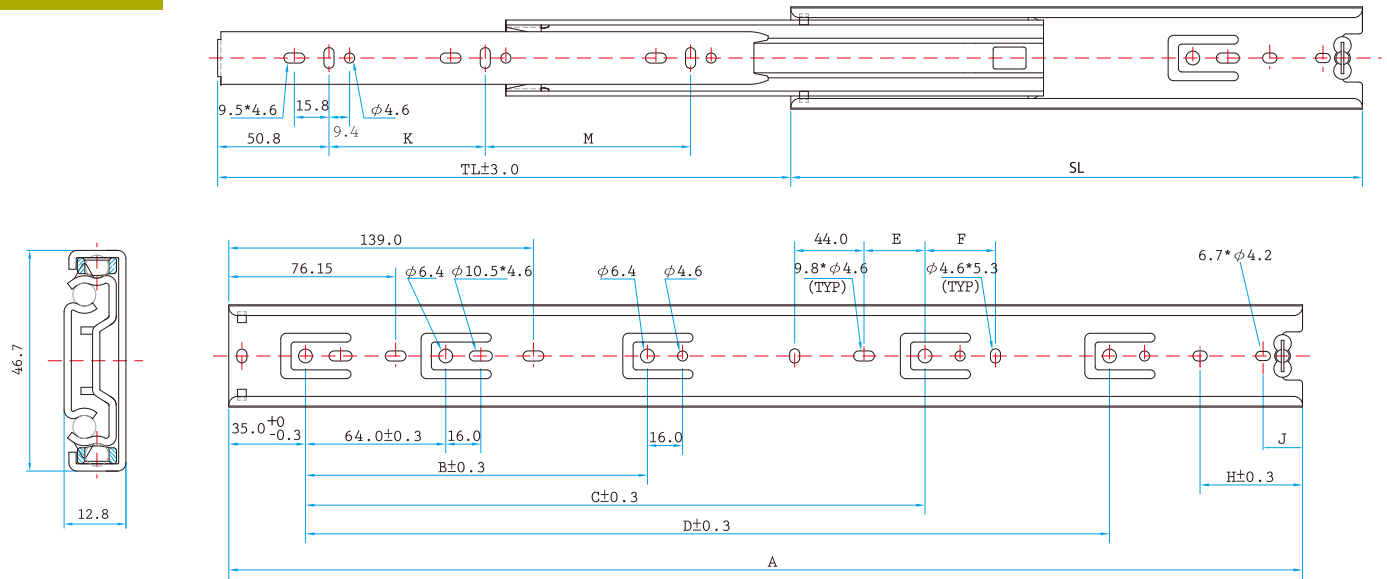
**Option |** Black zinc plated.

SIZE	SL	TL	A	B	C
12" (300mm)	304.8	325.9	101.6	152.4	254.0
14" (350mm)	355.6	376.7	101.6	203.2	304.8
16" (400mm)	406.4	427.5	101.6	254.0	355.6
18" (450mm)	457.2	478.3	101.6	304.8	406.4
20" (500mm)	508.0	529.1	177.8	279.4	457.2
22" (550mm)	558.8	579.9	177.8	330.2	508.0
24" (600mm)	609.6	630.7	178.8	381.0	588.8
26" (650mm)	660.4	681.5	178.8	431.8	609.6
28" (700mm)	711.2	732.3	178.8	482.6	660.4

# NJ-81001

130 lb Full Extension Slides

**130#**  
pound class loading



**Mounting** | Side mount

**Side Clearance** | 12.8 mm plus 0.8 mm, minus 0 mm each side

**Height** | 1-27/32" (46.7 mm)

**Loading** | 130 pound (60kgs) class

**Size** | 12", 14", 16", 18", 20", 22", 24", 26", 28"

**Feature** | 32 mm hole pattern. Simple access mounting on drawer and cabinet members. Breathing tabs self adjust to side clearance. Hold/close function. Lever disconnect for drawer removal.

**Finish** | Zinc plated.

**Packing** | 15 pairs individually poly-packaged, no screws.

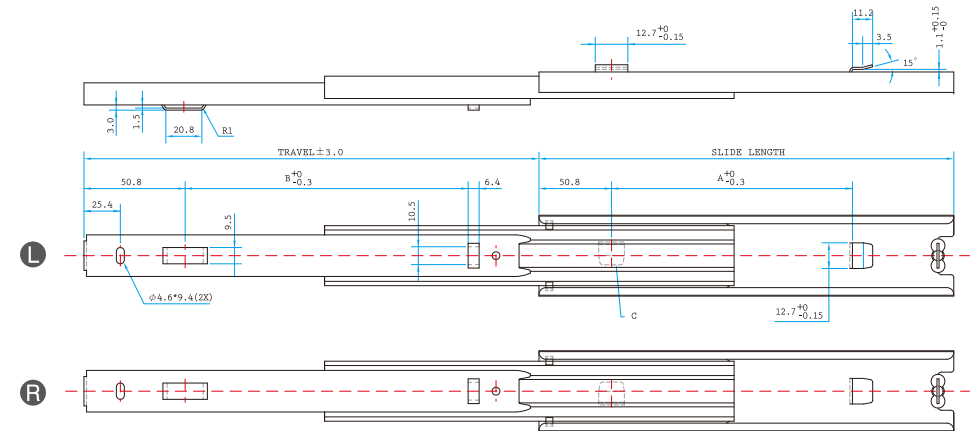
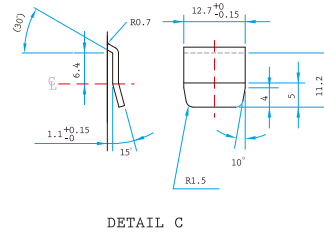
**Option** | Black zinc plated, Interlock, 1" over-travel.

SIZE	TL	SL	B	C	D	E	F	H	J	K	M
12" (300mm)	304.8	305.05	224.0							96.0	128.0
14" (350mm)	355.6	355.85	224.0					46.6	18.0	128.0	128.0
16" (400mm)	406.4	406.65	224.0	288.0				33.4	18.0	160.0	160.0
18" (450mm)	457.2	457.45	224.0	352.0		25.45	32.15		18.0	160.0	192.0
20" (500mm)	508.0	508.25	224.0	352.0	416.0	25.45	32.15		18.0	192.0	224.0
22" (550mm)	558.8	559.05	224.0	352.0	416.0	25.45	32.15	57.8	18.0	224.0	256.0
24" (600mm)	609.6	609.85	224.0	352.0	480.0	25.45	32.15	44.8	18.0	256.0	256.0
26" (650mm)	660.4	660.65	224.0	352.0	544.0	25.45	32.15		18.0	256.0	320.0
28" (700mm)	711.2	711.45	224.0	352.0	544.0	25.45	32.15	82.2	18.0	256.0	352.0



## 130 lb Full Extension Slides

**130#**  
pound class loading



**Mounting** | Side mount

**Side Clearance** | 12.8 mm plus 0.8 mm, minus 0" each side

**Height** | 2-27/32" (46.7 mm)

**Loading** | 130 pound (60kgs) class

**Size** | 12", 14", 16", 18", 20", 22", 24", 26", 28"

**Feature** | Secured mounting tabs design for quick installation. Hold/close function. Lever disconnect for drawer removal.

**Finish** | Zinc plated.

**Packing** | LH or RH 24 pieces individually poly-packaged per box, no screws.

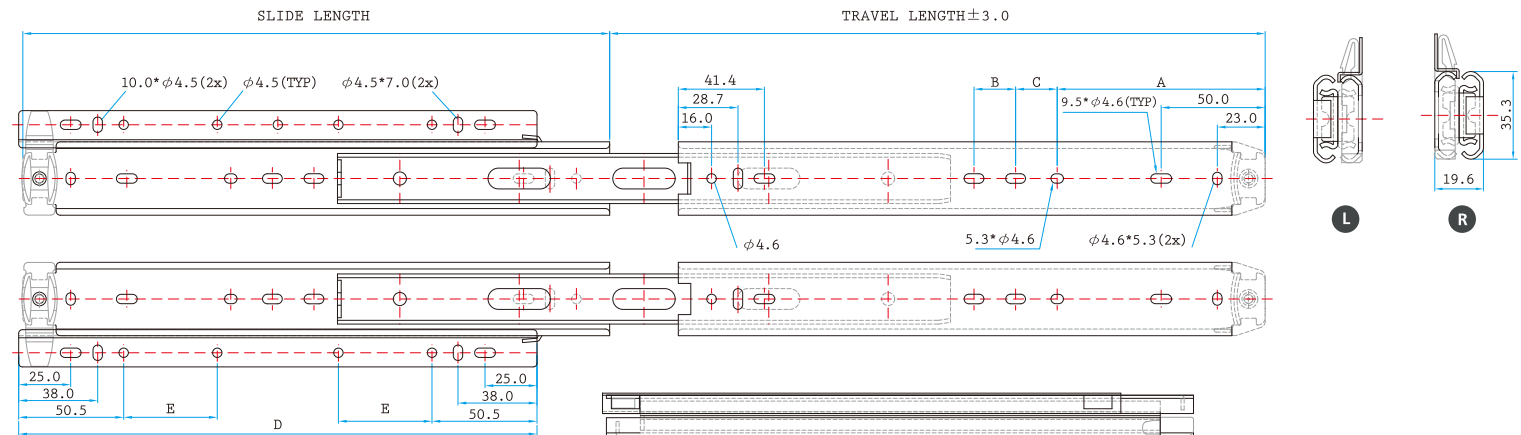
**Option |** Black zinc plated, Interlock, 1" over-travel.

SIZE	SL	TL	A	B
12" (300mm)	304.8	304.8	203.2	203.2
14" (350mm)	355.6	355.6	254.0	254.0
16" (400mm)	406.4	406.4	304.8	304.8
18" (450mm)	457.2	457.2	279.4	279.8
20" (500mm)	508.0	508.0	330.2	330.2
22" (550mm)	558.8	558.8	381.0	381.0
24" (600mm)	609.6	609.6	431.8	431.8
26" (650mm)	660.4	660.4	482.6	482.6
28" (700mm)	711.2	711.2	533.4	533.4

# NJ-24002

130 lb Full Extension Slides

**130#**  
pound class loading



**Mounting** | Side, for frame and frameless mounting

**Side Clearance** | 19.6 mm plus 0.8 mm, minus 0 each side

**Height** | 35.3 mm

**Loading** | 130 pound (60kgs) class

**Size** | 12", 14", 16", 18", 20", 22", 24", 26"

**Feature** | Handed slide members. Attached release clips with quick disconnect rails for easy drawer removal.

**Finish** | Zinc plated.

**Packing** | 10 pairs individually poly-packaged, no Screws.

**Option** | Black zinc plated, Mounting screws.

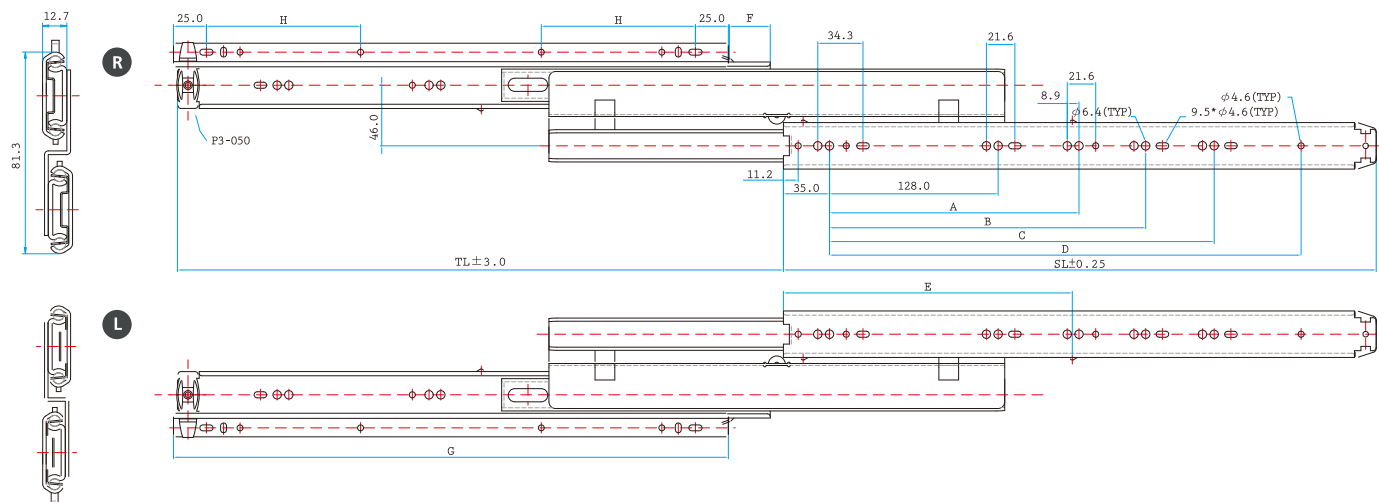
SIZE	SL	TL	A	B	C	D	E
12" (300mm)	302.05	334.8	145			268.8	
14" (350mm)	352.85	385.6	145			319.6	117.0
16" (400mm)	403.65	436.4	145			370.4	117.0
18" (450mm)	454.45	487.2	145		72.0	421.2	117.0
20" (500mm)	505.25	538.0	145		72.0	472.0	117.0
22" (550mm)	556.05	588.8	145	50.0	72.0	522.8	117.0
24" (600mm)	606.85	639.6	145	50.0	72.0	573.6	117.0
26" (650mm)	657.65	690.4	145	50.0	72.0	624.4	117.0



# NJ-24007

130 lb Full Extension Slides

**130#**  
pound class loading



**Mounting** | Side mount

**Side Clearance** | 12.7 mm plus 0.8 mm, minus 0 each side

**Height** | 101.6mm (4")

**Loading** | 130 pound (60kgs) class

**Size** | 300 mm through 700 mm at 50 mm increment

**Feature** | 32 mm hole pattern, attached release clip with quick disconnect rails for easy drawer removal. Progressive movement. Handed slide member.

**Finish** | Zinc plated.

**Packing** | 10 pcs individually poly-packaged, no screws.

**Option** | Black zinc plating. Mounting screws, 1.5"over - travel (NJ-24034).

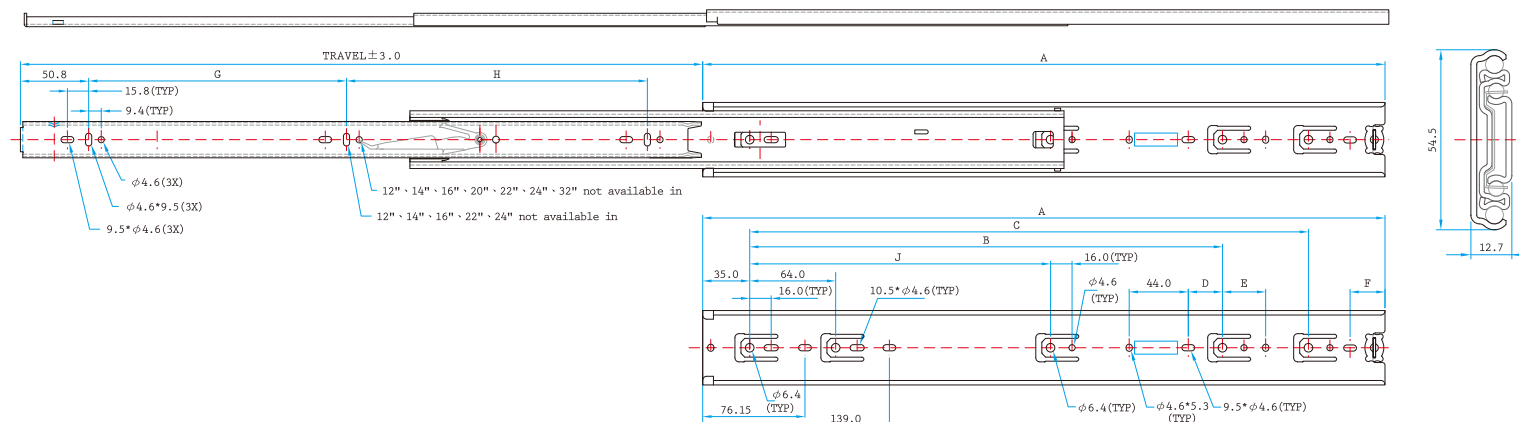
SIZE	SL	TL	A	B	C	D	E	F	G	H
12" (300mm)	300.0	312.4	224.0				143.1	31.4	268.8	
14" (350mm)	350.0	361.6	224.0				168.5	31.4	319.6	117.0
16" (400mm)	400.0	410.8	224.0	320.0			193.9	31.4	370.4	117.0
18" (450mm)	450.0	460.0	224.0	352.0			219.3	31.4	421.2	117.0
20" (500mm)	500.0	509.2	224.0	416.0			244.7	31.4	472.0	117.0
22" (550mm)	550.0	558.4	224.0	352.0	448.0	480.0	270.1	28.4	522.8	117.0
24" (600mm)	600.0	620.3	224.0	352.0	480.0		295.5	28.4	573.6	117.0
26" (650mm)	650.0	669.5	224.0	352.0	544.0		320.9	28.4	624.4	117.0
28" (700mm)	700.0	718.7	224.0	352.0	544.0	608.0	346.3	58.4	645.0	117.0



# NJ-81A02

150 lb Full Extension Slides

150#  
pound class loading



**Mounting** | Side mount

**Side Clearance** | 1/2" (12.7 mm) + 1/16"

**Height** | 2.25" (54.5 mm)

**Loading** | 150 pound (68kgs) class

**Size** | 10", 12", 14", 16", 18", 20", 22", 24", 26", 28", 32"

**Feature** | Heavy-duty full extension, quick release triggers allow for quick drawer removal, anti-rebound bumpers, non-handed slide member.

**Finish** | Zinc plated.

**Packing** | 5 prs per box.

**Option** | Black zinc plated, face frame back sockets, mounting rail.

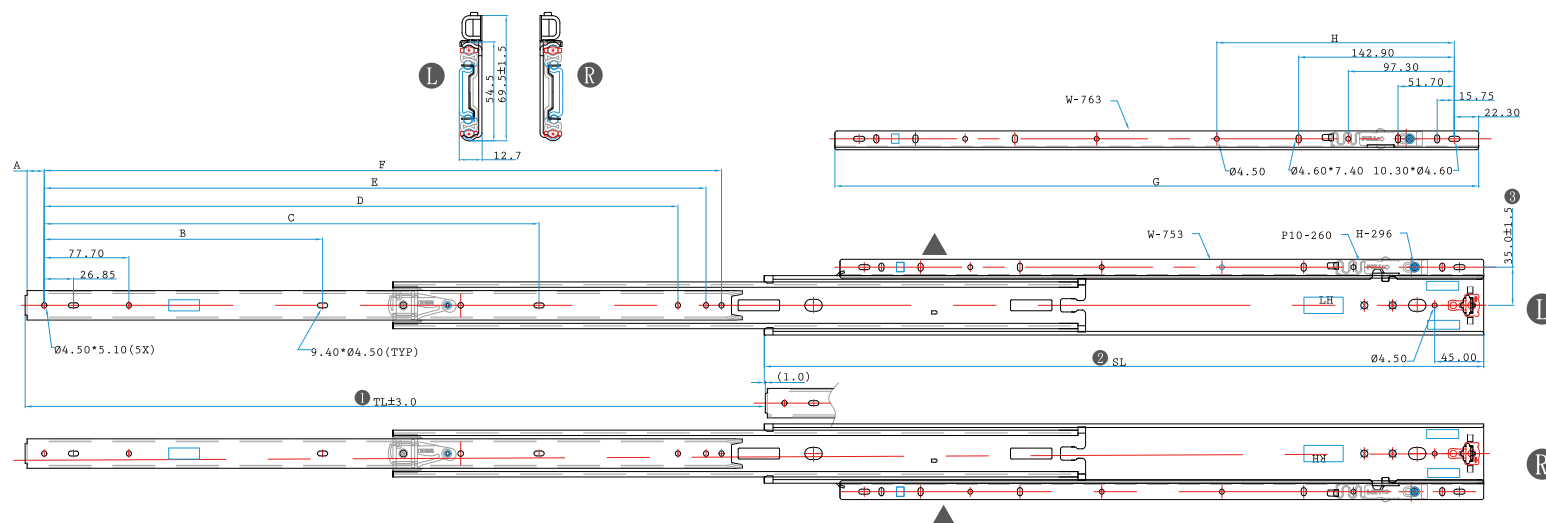
SIZE	TL	A	B	C	D	E	F	G	H	J
10" (250mm)	254.0	254.0						168.5		160.0
12" (300mm)	304.8	304.8						96.0	128.0	224.0
14" (350mm)	355.6	355.6					46.6	128.0	128.0	224.0
16" (400mm)	406.4	406.4	288.0				33.4	160.0	160.0	224.0
18" (450mm)	457.2	457.2	352.0		25.45	32.15		160.0	192.0	224.0
20" (500mm)	508.0	508.0	352.0	416.0	25.45	32.15		192.0	224.0	224.0
22" (550mm)	558.8	558.8	352.0	416.0	25.45	32.15	57.8	224.0	256.0	224.0
24" (600mm)	609.6	609.6	352.0	480.0	25.45	32.15	44.8	256.0	256.0	224.0
26" (650mm)	660.4	660.4	352.0	544.0	25.45	32.15		256.0	320.0	224.0
28" (700mm)	711.2	711.2	352.0	544.0	25.45	32.15	82.2	256.0	352.0	224.0
32" (800mm)	812.8	812.8	416.0	672.0	25.45	32.15	55.8	320.0	384.0	224.0



# NJ-84A01

150 lb Full Extension Slides

**150#**  
pound class loading



**Mounting** | Side mount.

**Side Clearance** | 12.7mm plus 0.76mm, minus 0mm

**Height** | 69.5mm

**Loading** | 150 pound class ( 70kgs )

**Size** | 16", 18", 20", 22", 26"

**Feature** | drop-close rail design for quick drawer installation

**Finish** | zinc plated

**Packing** | production pack - L & R packed separately, 10 pieces per box. 100 pcs of rail per box

**Option** | black zinc plated

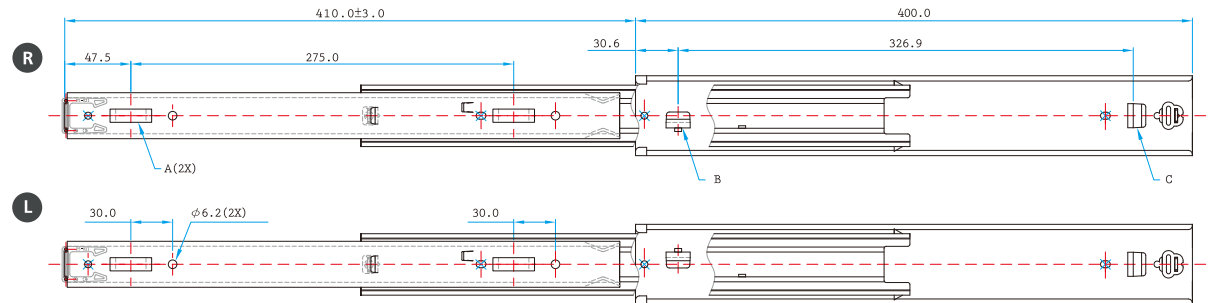
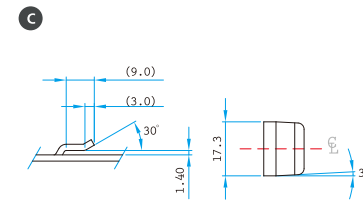
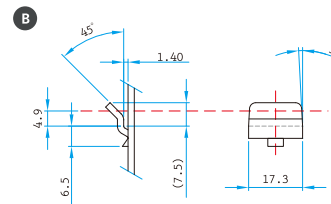
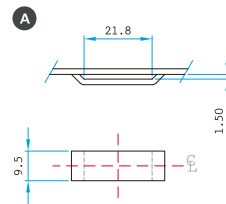
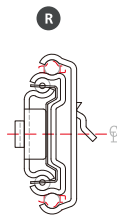
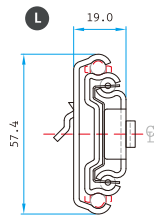
SIZE	SL	TL	A	B	C	D	E	F	G	H
16" (400mm)	403.1	439.0	17.35	245.25		322.20	347.90	362.20	380.50	
18" (450mm)	455.0	490.8	15.75	255.50		375.40	401.10	415.25	380.50	
20" (500mm)	508.0	527.2	15.75	255.50		405.40	431.10	445.30	492.50	209.30
22" (550mm)	555.7	574.8	15.75	308.50		477.00	502.80	517.00	492.50	209.30
26" (650mm)	660.4	679.5	15.75	255.50	454.20	581.70	607.50	621.70	590.90	218.00



# NJ-76A04

180 lb Full Extension Slides

180#  
pound class loading



**Mounting** | Side mount

**Side Clearance** | 3/4" (19.00 mm) plus 0.76 mm minus 0.0 mm

**Height** | 2.26" (57.4 mm)

**Loading** | 180 pound (80kgs) class

**Size** | 15.75"(400 mm)

**Feature** | Bayonet mounting, detent close bumper.

**Finish** | Zinc plated.

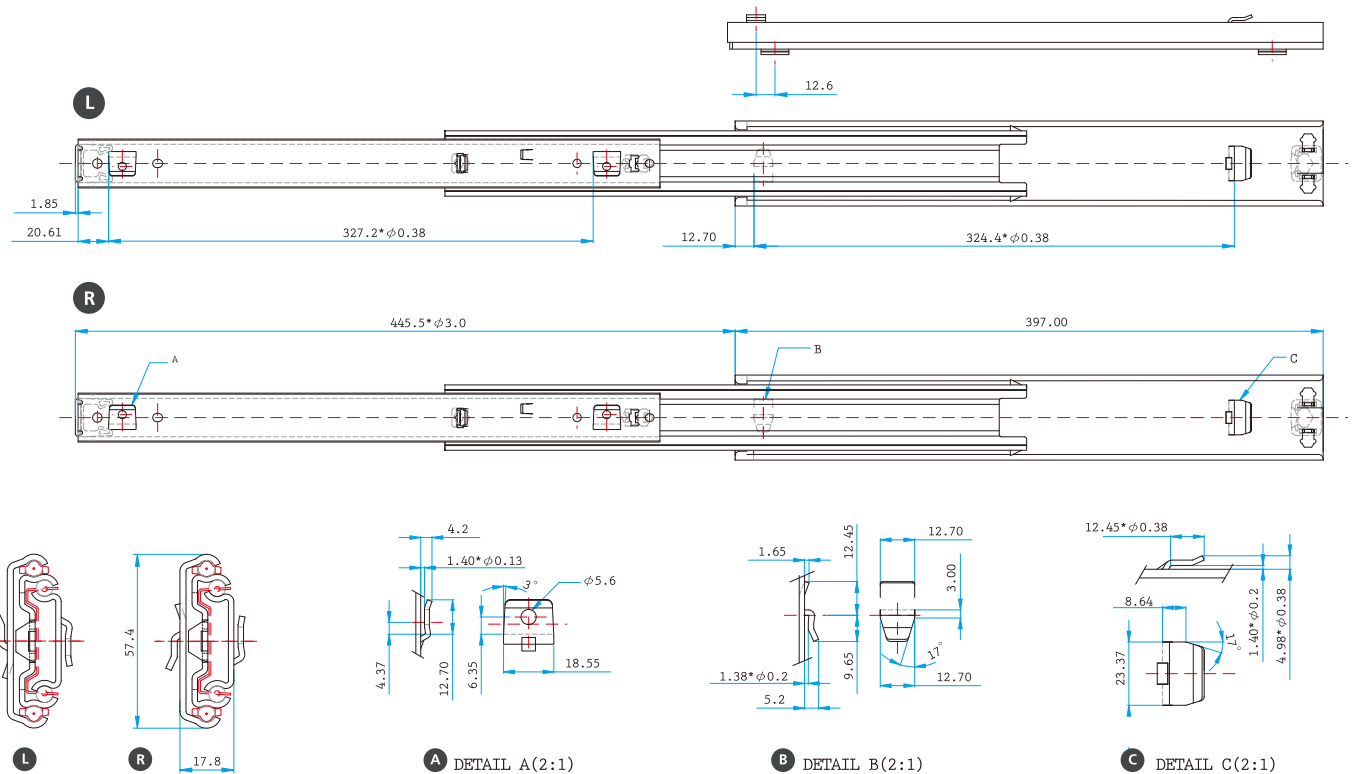
**Packing** | Bulk wood crate packaging.

**Option** | Black zinc plated, interlock.

# NJ-76K03

180 lb Full Extension Slides

180#  
pound class loading



**Mounting** | Side mount

**Side Clearance** | 0.701" (18 mm) plus 1/32" minus 0"

**Height** | 2.26" (57.4 mm)

**Loading** | 180 pound (80kgs) class.

**Size** | 15.63" (397 mm)

**Feature** | Bayonet mounting, detent close bumper, 1.8" over-travel.

**Finish** | Zinc plated.

**Packing** | Bulk wood crate packaging.

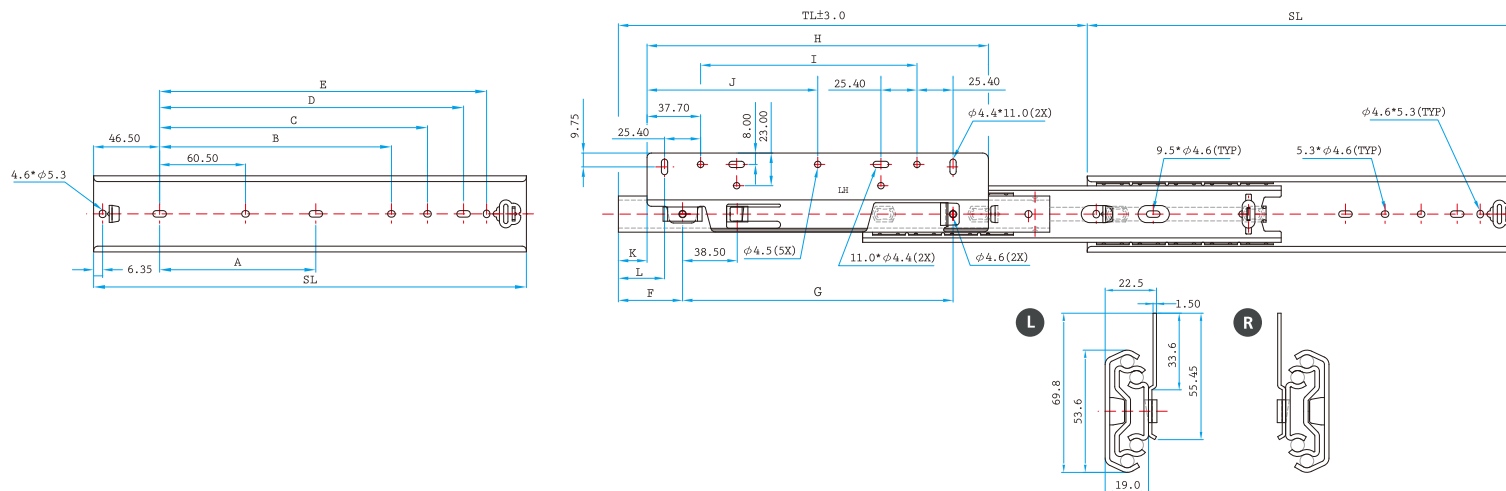
**Option** | Black zinc plated, Interlock self close.



# NJ-74006

180 lb Full Extension Slides

**180#**  
pound class loading



**Mounting** | Side mount w/mounting brackets

**Side Clearance** | 0.89" (22.5 mm) + 1/32"

**Height** | 2.75" (69.8 mm)

**Loading** | 180 pound (80kgs) class

**Size** | 12", 14", 16", 18", 20", 22", 24", 26", 28"

**Feature** | Heavy duty w/1" over travel extension, quick release brackets all for quick drawer removal, anti-rebound bumpers, non-handed slide member.

**Finish** | Zinc plated.

**Packing** | 5 prs per box.

**Option** | Black zinc plated.

SIZE	SL	TL	A	B	C	D	E	F	G	H	I	J	K	L
12" (300mm)	304.80(120.000)	330.2(13.00)		135.40(5.331)	179.10(7.051)	204.50(8.051)	229.90(9.051)	45.20(1.780)	190.50(7.500)	240.40(9.465)	152.40(6.000)		20.20(0.795)	32.50(1.280)
14" (350mm)	355.60(14.000)	381.0(15.00)		186.20(7.331)	229.90(9.051)	255.30(10.051)	280.70(11.051)	45.20(1.780)	190.50(7.500)	240.40(9.465)	152.40(6.000)		20.20(0.795)	32.50(1.280)
16" (400mm)	406.40(16.000)	431.8(17.00)		237.00(9.331)	280.70(11.051)	306.10(12.051)	331.50(13.051)	45.20(1.780)	190.50(7.500)	240.40(9.465)	152.40(6.000)		20.20(0.795)	32.50(1.280)
18" (450mm)	457.20(18.000)	482.6(19.00)	190.50(7.500)	287.80(11.331)	331.50(13.051)	356.90(14.051)	382.30(15.051)	57.90(2.280)	266.70(10.500)	316.60(12.465)	203.20(8.000)		32.90(1.295)	45.20(1.780)
20" (500mm)	508.00(20.000)	533.4(21.00)	215.90(8.500)	338.60(13.331)	382.30(15.051)	407.70(16.051)	433.10(17.051)	57.90(2.280)	266.70(10.500)	316.60(12.465)	203.20(8.000)		32.90(1.295)	45.20(1.780)
22" (550mm)	558.80(22.000)	584.2(23.00)	241.30(9.500)	389.40(15.331)	433.10(17.051)	485.580(18.051)	483.90(19.051)	70.60(2.780)	317.50(12.500)	367.40(14.465)	250.00(10.000)	171.0(6.732)	45.60(1.795)	57.90(2.280)
24" (600mm)	609.60(24.000)	635.0(25.00)	266.70(10.500)	440.20(17.331)	483.90(19.051)	509.30(20.051)	534.70(21.051)	70.60(2.780)	317.50(12.500)	367.40(14.465)	250.00(10.000)	171.0(6.732)	45.60(1.795)	57.90(2.280)
26" (650mm)	660.40(26.000)	685.8(27.00)	292.10(11.500)	491.00(19.331)	534.70(21.051)	560.10(22.051)	585.50(23.051)	83.30(3.280)	393.70(15.500)	443.60(17.465)	330.20(13.000)	209.10(8.232)	58.30(2.295)	70.60(2.780)
28" (700mm)	711.20(28.000)	736.6(29.00)	317.50(12.500)	541.80(21.331)	585.50(23.051)	610.90(24.051)	636.30(25.051)	83.30(3.280)	393.70(15.500)	443.60(17.465)	330.20(13.000)	209.10(8.232)	58.30(2.295)	70.60(2.780)

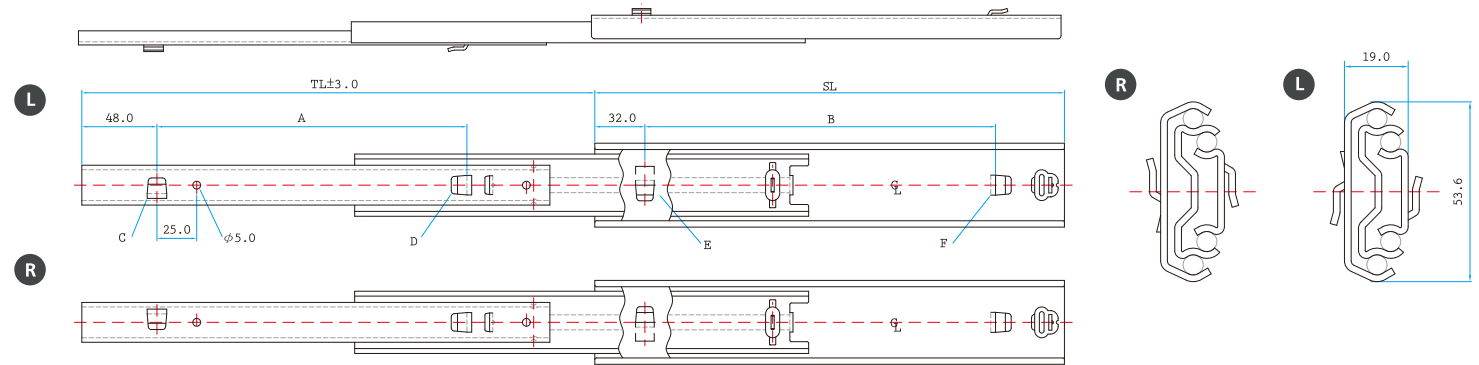


## 200 lb Full Extension Slides

**200#**  
pound class loading



30



**Mounting** | Side mount

**Side Clearance** | 3/4" (19.0 mm) plus 1/64", minus 0 each side

**Height** | 2-7/64" (53.6mm)

**Loading** | 200 pound (90kgs) class (size: 450 mm)

**Size** | 250 mm through 1000 mm at 50mm increment.

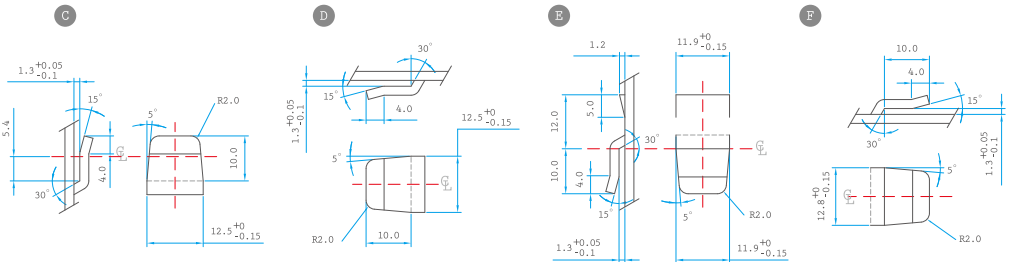
**Feature** | Hold / close function to prevent bounce back, Over-travel. Mounting bayonet with retention tab design for steel furniture.

**Finish** | Zinc plated.

**Packing** | 10 pairs individually poly-packaged, no screws.

**Option** | Black zinc plated, Interlock, Self-closing.

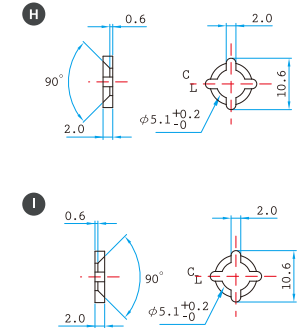
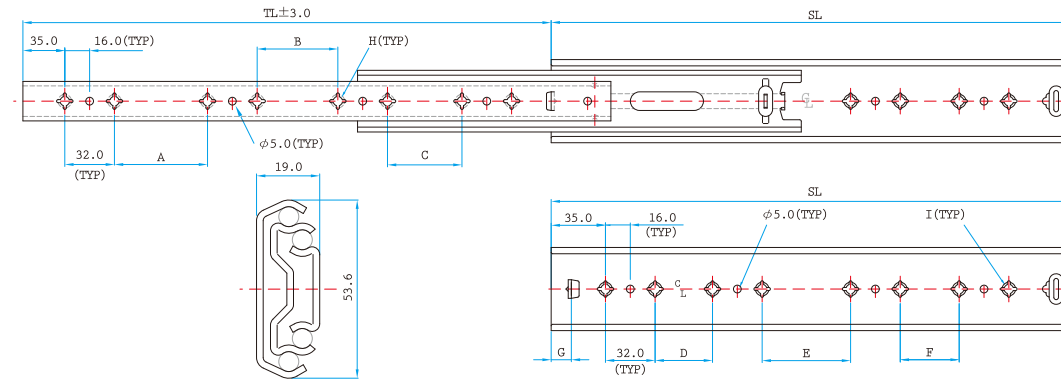
SIZE	SL	TL	A	B
10" (250mm)	250.0	250.0	148.0	174.0
12" (300mm)	300.0	328.0	198.0	224.0
14" (350mm)	350.0	377.0	248.0	256.0
16" (400mm)	400.0	426.0	298.0	320.0
18" (450mm)	450.0	475.0	348.0	332.0
20" (500mm)	500.0	525.0	398.0	416.0
22" (550mm)	550.0	574.0	448.0	445.0
24" (600mm)	600.0	623.0	498.0	512.0
26" (650mm)	650.0	672.0	548.0	544.0
28" (700mm)	700.0	721.0	598.0	606.0
30" (750mm)	750.0	771.0	648.0	656.0
32" (800mm)	800.0	820.0	698.0	706.0
34" (850mm)	850.0	869.0	748.0	756.0
36" (900mm)	900.0	918.0	798.0	806.0
38" (950mm)	950.0	967.0	848.0	856.0
40" (1000mm)	1000.0	1017.0	898.0	906.0



# NJ-76008

200 lb Full Extension Slides

200#  
pound class loading



**Mounting** | Side mount

**Side Clearance** | 3/4" (19.0 mm) plus 1/64", minus 0 each side

**Height** | 2-7/64" (53.6mm)

**Loading** | 200 pound (90kgs) class (size: 450 mm)

**Size** | 300 mm through 1000 mm at 50mm increment.

**Feature** | 32mm hole pattern hold/close function to prevent bounce back. Over-travel.

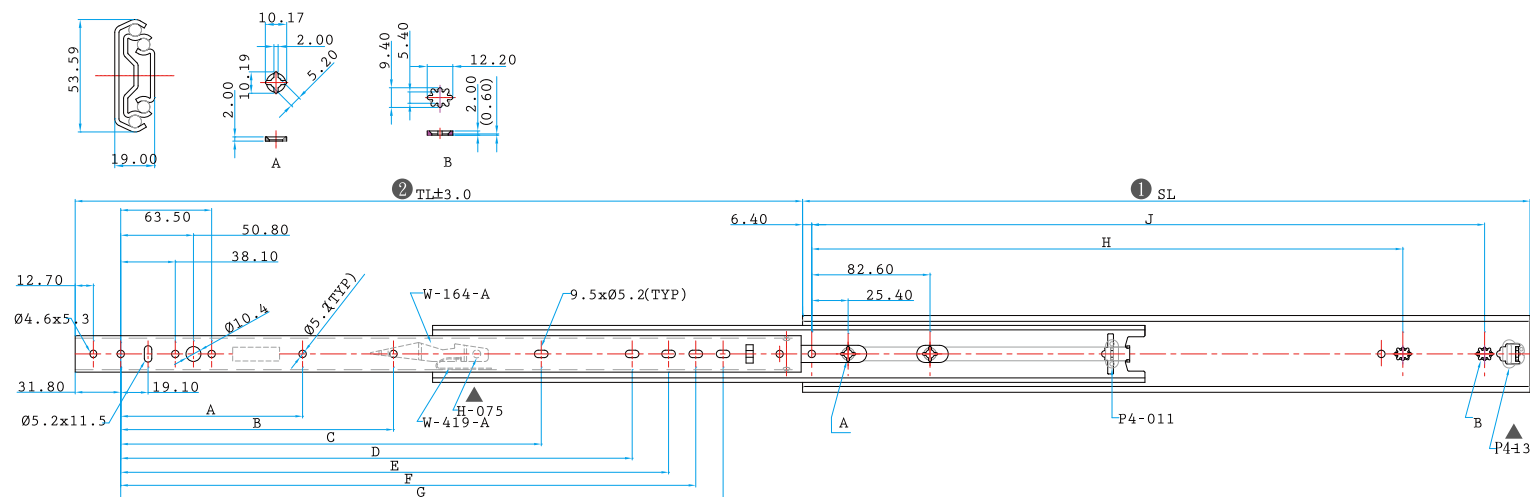
**Finish** | Zinc plated.

**Packing** | 10 pairs individually poly-packaged, no screws.

**Option** | Black zinc plated, Interlock, Self-closing.

SIZE	SL	TL	A	B	C	D	E	F	G
12" (300mm)	300.25	328.0	128.0			128.0			13.0
14" (350mm)	350.25	377.0	192.0			192.0			13.0
16" (400mm)	400.25	426.0	96.0	96.0		96.0	96.0		13.0
18" (450mm)	450.25	475.0	128.0	128.0		128.0	128.0		13.0
20" (500mm)	500.25	525.0	160.0	128.0		160.0	128.0		86.5
22" (550mm)	550.25	574.0	160.0	192.0		160.0	192.0		86.5
24" (600mm)	600.25	623.0	224.0	192.0		224.0	192.0		86.5
26" (650mm)	650.25	672.0	224.0	224.0		224.0	224.0		86.5
28" (700mm)	700.25	721.0	256.0	256.0		256.0	256.0		86.5
30" (750mm)	750.25	771.0	192.0	192.0	128.0	192.0	192.0	128.0	86.5
32" (800mm)	800.25	820.0	192.0	192.0	192.0	192.0	192.0	192.0	86.5
34" (850mm)	850.25	869.0	224.0	224.0	160.0	224.0	224.0	160.0	86.5
36" (900mm)	900.25	918.0	224.0	224.0	224.0	224.0	224.0	224.0	86.5
38" (950mm)	950.25	967.0	224.0	288.0	224.0	224.0	288.0	224.0	86.5
40" (1000mm)	1000.25	1017.0	224.0	288.0	256.0	224.0	288.0	256.0	86.5

## 200 lb Full Extension Slides

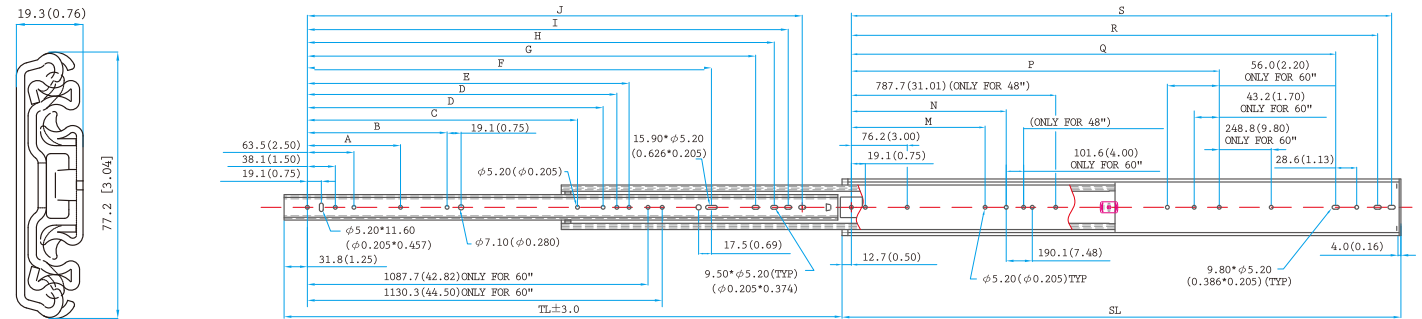


**Option |** black zinc plated

	SIZE	SL	TL	A	B	C	D	E	F	G	H	I
10"	(250mm)	254.0	254.0			166.7					158.8	215.9
12"	(300mm)	304.8	330.2						198.4	217.5	209.6	266.7
14"	(350mm)	355.6	381.0					230.2	249.2	268.3	260.4	317.5
16"	(400mm)	406.4	431.8	127.0			255.6	281.0	300.0	319.1	311.2	368.3
18"	(450mm)	457.2	482.6	127.0			306.4	331.8	350.8	369.9	362.0	419.1
20"	(500mm)	508.0	533.4	127.0	190.5	293.7	357.2	382.6	401.6	420.7	412.8	469.9
22"	(550mm)	558.8	584.2	127.0	190.5	344.5	408.0	433.4	452.4	471.5	463.6	520.7
24"	(600mm)	609.6	635.0	127.0	190.5	395.3	458.8	484.2	503.2	522.3	514.4	571.5
26"	(650mm)	660.4	685.8	127.0	190.5	446.1	509.6	535.0	554.0	573.1	565.2	622.3
28"	(700mm)	711.2	736.6	127.0	190.5	496.9	560.4	585.8	604.8	623.9	616.0	673.1

## Loading

## Super Heavy Duty Slides



**Option |** Black zinc plating.

SIZE	SL	TL	A	B	C	D	D1	E	F	G	H	I	J	M	N	P	Q	R	S	
10"	(250mm)	254.0(10.00)	254.0(10.00)																	
12"	(300mm)	304.8(12.00)	304.8(12.00)																	
14"	(350mm)	355.6(14.00)	355.6(14.00)																	
15"	(375mm)	381.0(15.00)	381.0(15.00)	127.0(5.00)																
16"	(400mm)	406.4(16.00)	406.4(16.00)	127.0(5.00)																
18"	(450mm)	457.2(18.00)	457.2(18.00)	127.0(5.00)	190.5(7.50)				246.1(9.69)	306.4(12.06)	331.8(13.06)	350.8(13.81)	369.8(14.56)							
20"	(500mm)	508.0(20.00)	508.0(20.00)	127.0(5.00)	190.5(7.50)				296.9(11.69)	357.2(14.06)	382.6(15.06)	401.6(15.81)	420.6(16.56)							
22"	(550mm)	558.8(22.00)	558.8(22.00)	127.0(5.00)	190.5(7.50)				347.7(13.69)	408.0(16.06)	433.4(17.05)	452.4(17.81)	471.4(18.56)							
24"	(600mm)	609.6(24.00)	609.6(24.00)	127.0(5.00)	190.5(7.50)				398.5(15.69)	458.8(18.06)	484.2(19.06)	503.2(19.81)	522.2(20.56)							
26"	(650mm)	660.4(26.00)	660.4(26.00)	127.0(5.00)	190.5(7.50)				449.3(17.69)	509.6(20.06)	535.0(21.06)	553.9(21.81)	573.0(22.56)							
28"	(700mm)	711.2(28.00)	711.2(28.00)	127.0(5.00)	190.5(7.50)				500.1(19.69)	560.4(22.06)	585.8(23.06)	604.8(23.81)	623.8(24.56)							
30"	(750mm)	762.0(30.00)	762.0(30.00)	127.0(5.00)	190.5(7.50)	368.3(14.50)			550.9(21.69)	611.2(24.06)	636.6(25.06)	655.6(25.81)	674.6(26.56)	234.9(9.25)		501.6(19.75)	660.4(26.00)	717.6(28.25)	785.6(27.00)	
32"	(800mm)	812.8(32.00)	812.8(32.00)	127.0(5.00)	190.5(7.50)	368.3(14.50)			601.7(23.69)	662.0(26.06)	687.4(27.06)	706.4(27.81)	725.4(28.56)	234.9(9.25)	393.7(15.50)	552.5(21.75)	711.2(28.00)	768.4(30.25)	787.4(31.00)	
34"	(850mm)	863.6(34.00)	863.6(34.00)	127.0(5.00)	190.5(7.50)	368.3(14.50)	469.9(18.50)		625.5(25.69)	612.7(28.06)	738.2(29.06)	757.2(29.81)	776.2(30.56)	234.9(9.25)	419.1(16.50)	603.3(23.75)	762.0(30.00)	819.2(32.25)	838.2(33.00)	
36"	(900mm)	914.4(36.00)	914.4(36.00)	127.0(5.00)	190.5(7.50)	368.3(14.50)	520.7(22.50)		703.3(27.69)	763.6(30.06)	789.0(31.06)	807.9(31.81)	827.0(32.56)	234.9(9.25)	444.5(17.50)	654.1(25.75)	812.8(32.00)	870.0(34.25)	889.0(35.00)	
38"	(950mm)	965.2(38.00)	965.2(38.00)	127.0(5.00)	190.5(7.50)	368.3(14.50)	571.5(20.50)		754.1(29.69)	814.1(32.06)	839.8(33.06)	858.8(33.81)	877.8(34.56)	234.9(9.25)	469.9(18.50)	704.8(27.00)	863.6(34.00)	920.8(36.25)	939.8(37.00)	
40"	(1000mm)	1016.0(40.00)	1016.0(40.00)	127.0(5.00)	190.5(7.50)	368.3(14.50)	622.2(24.50)		804.9(31.69)	865.2(34.06)	890.6(35.06)	909.6(35.81)	928.6(36.56)	234.9(9.25)	495.3(19.50)	755.7(29.75)	914.4(36.00)	971.6(38.25)	990.8(39.00)	
42"	(1050mm)	1066.8(42.00)	1066.8(42.00)	127.0(5.00)	190.5(7.50)	368.3(14.50)	673.1(26.50)	724.0(28.50)	855.7(33.69)	916.0(36.06)	941.4(37.06)	960.4(37.81)	979.4(38.56)	234.9(9.25)	546.1(21.50)	806.5(31.75)	965.2(38.00)	1022.4(40.25)	1041.4(41.00)	
44"	(1100mm)	1117.6(44.00)	1117.6(44.00)	127.0(5.00)	190.5(7.50)	368.3(14.50)	723.9(28.50)		825.5(32.50)	905.6(35.69)	966.8(38.06)	982.9(39.01)	1011.2(39.81)	1030.2(40.56)	234.9(9.25)	546.1(21.50)	857.3(33.75)	1016.0(40.00)	1073.2(44.25)	1092.0(43.00)
46"	(1150mm)	1168.4(46.00)	1168.4(46.00)	127.0(5.00)	190.5(7.50)	368.3(14.50)	723.9(28.50)		825.5(32.50)	957.3(37.69)	1017.6(40.06)	1043.0(41.06)	1062.0(41.81)	1081.0(42.56)	234.9(9.25)	546.1(21.50)	908.1(35.75)	1066.8(42.00)	1124.0(44.25)	1143.0(45.00)
48"	(1200mm)	1219.2(48.00)	1219.2(48.00)	127.0(5.00)	190.5(7.50)	368.3(14.50)	723.9(28.50)	763.7(30.07)	825.5(32.50)	1008.1(39.69)	1068.4(42.06)	1093.8(43.06)	1112.8(43.81)	1131.8(44.56)	234.9(9.25)	406.8(16.02)	958.8(37.75)	1117.6(44.00)	1174.8(46.25)	1193.8(47.00)
50"	(1250mm)	1270.0(50.00)	1270.0(50.00)	127.0(5.00)	190.5(7.50)	368.3(14.50)	723.9(28.50)		825.5(32.50)	1055.5(41.56)	1119.2(44.06)	1144.6(45.06)	1163.6(45.81)	1182.6(46.56)	234.9(9.25)	596.9(23.00)	980.1(35.75)	1168.4(46.00)	1225.4(48.25)	1244.6(49.00)
52"	(1300mm)	1320.8(52.00)	1320.8(52.00)	127.0(5.00)	190.5(7.50)	368.3(14.50)	774.7(30.50)		825.5(32.50)	1109.7(43.69)	1170.0(46.06)	1195.4(47.06)	1214.4(47.81)	1233.4(48.56)	234.9(9.25)	596.9(23.50)	958.8(37.75)	1219.2(48.00)	1276.4(50.25)	1295.4(51.00)
54"	(1350mm)	1371.6(54.00)	1371.6(54.00)	127.0(5.00)	190.5(7.50)	368.3(14.50)	774.7(30.50)		825.5(32.50)	1160.4(45.69)	1220.8(48.06)	1246.2(49.06)	1265.2(49.81)	1284.2(50.56)	234.9(9.25)	596.9(23.50)	958.8(37.75)	1270.0(50.00)	1327.2(52.25)	1346.2(53.00)
56"	(1400mm)	1422.4(56.00)	1422.4(56.00)	127.0(5.00)	190.5(7.50)	368.3(14.50)	774.7(30.50)		825.5(32.50)	1211.3(47.68)	1271.6(50.06)	1297.0(51.06)	1316.0(51.81)	1335.0(52.56)	234.9(9.25)	596.9(23.50)	958.8(37.75)	1320.8(52.00)	1378.0(54.25)	1397.0(55.00)
58"	(1450mm)	1473.2(58.00)	1473.2(58.00)	127.0(5.00)	190.5(7.50)	368.3(14.50)	774.7(30.50)		825.5(32.50)	1262.1(49.69)	1322.4(52.06)	1347.8(53.06)	1366.8(53.81)	1385.8(54.56)	234.9(9.25)	596.9(23.50)	958.8(37.75)	1371.6(54.00)	1428.8(56.25)	1448.7(57.00)
60"	(1500mm)	1524.0(60.00)	1524.0(60.00)	127.0(5.00)	190.5(7.50)	368.3(14.50)	622.2(24.50)	774.7(30.50)	825.5(32.50)	1309.5(51.56)	1373.2(54.06)	1398.6(55.06)	1417.6(55.81)	1436.6(56.56)	234.9(9.25)	495.3(19.50)	1014.8(39.95)	1422.4(46.00)	1479.6(58.25)	1498.6(59.00)
62"	(1550mm)	1574.8(62.00)	1574.8(62.00)	127.0(5.00)	190.5(7.50)	368.3(14.50)	723.9(28.50)		825.5(32.50)	1360.3(53.56)	1424.0(56.06)	1449.4(57.06)	1468.4(57.81)	1487.4(58.56)	234.9(9.25)	546.1(21.50)	1014.8(39.95)	1473.2(48.00)	1530.4(60.25)	1549.4(61.00)
64"	(1600mm)	1625.6(64.00)	1625.6(64.00)	127.0(5.00)	190.5(7.50)	368.3(14.50)	774.7(30.50)		825.5(32.50)	1411.1(55.56)	1474.8(58.06)	1500.2(59.06)	1519.2(59.81)	1538.2(60.56)	234.9(9.25)	596.9(23.50)	1014.8(39.95)	1524.0(60.00)	1581.2(62.25)	1600.2(63.00)
66"	(1650mm)	1676.4(66.00)	1676.4(66.00)	127.0(5.00)	190.5(7.50)	368.3(14.50)	774.7(30.50)		825.5(32.50)	1461.9(57.56)	1525.6(60.06)	1551.0(61.06)	1570.0(61.81)	1589.0(62.56)	234.9(9.25)	596.9(23.50)	1014.8(39.95)	1574.8(62.00)	1632.0(64.25)	1651.0(65.00)
68"	(1700mm)	1727.2(68.00)	1727.2(68.00)	127.0(5.00)	190.5(7.50)	368.3(14.50)	774.7(30.50)		825.5(32.50)	1512.7(59.56)	1576.4(62.06)	1601.8(63.06)	1620.8(63.81)	1639.8(64.56)	234.9(9.25)	596.9(23.50)	1014.8(39.95)	1625.6(64.00)	1682.8(66.25)	1701.8(67.00)
70"	(1750mm)	1778.0(70.00)	1778.0(70.00)	127.0(5.00)	190.5(7.50)	368.3(14.50)	774.7(30.50)		825.5(32.50)	1563.5(61.56)	1627.2(64.06)	1652.6(65.06)	1671.6(65.81)	1690.6(66.56)	234.9(9.25)	596.9(23.50)	1014.8(39.95)	1676.4(64.00)	1733.6(68.25)	1752.6(69.00)
72"	(1800mm)	1828.8(72.00)	1828.8(72.00)	127.0(5.00)	190.5(7.50)	368.3(14.50)	774.7(30.50)		825.5(32.50)	1614.3(63.56)	1678.0(66.06)	1703.4(67.06)	1722.4(67.81)	1741.4(68.56)	234.9(9.25)	596.9(23.50)	1014.8(39.95)	1727.2(68.00)	1784.4(70.25)	1803.4(71.00)



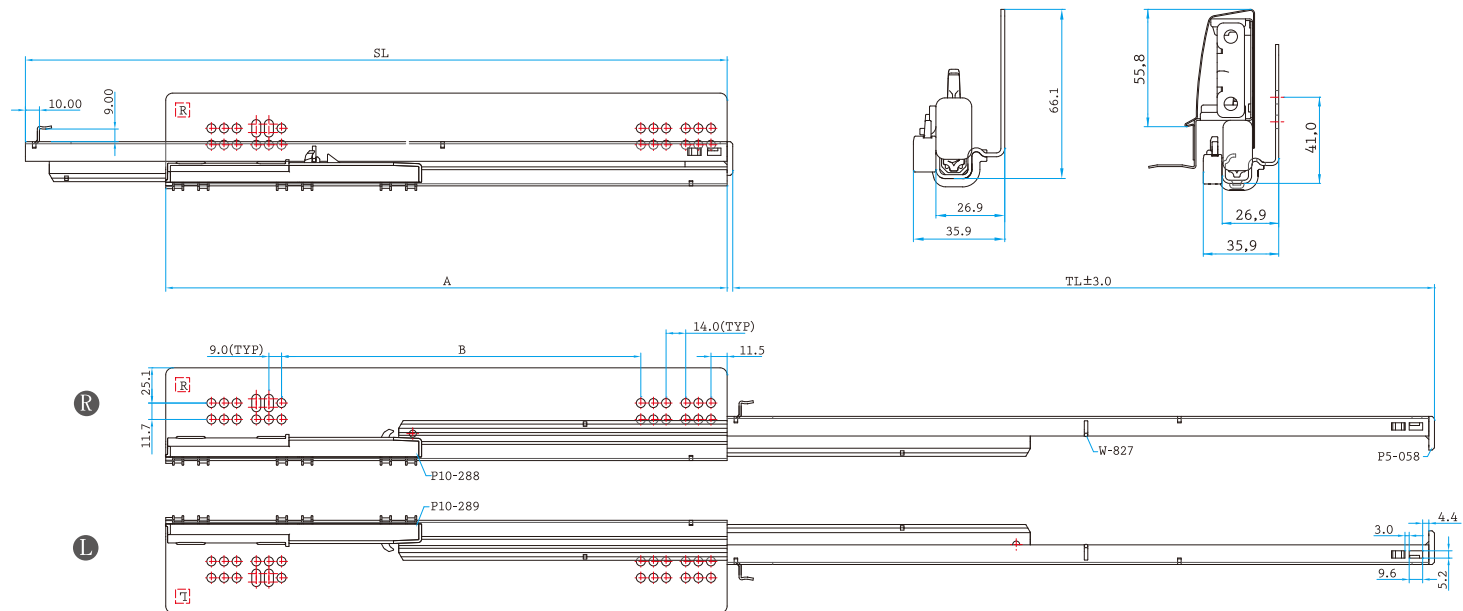
# Wire Basket Slides & Drawer Frame System



With heavy and intensive input of time and resource, Repon finally launch its very first concealed slide. Unlike other slide suppliers, Repon concealed slide features exclusive profile, extremely smooth and silent movement, and user-friendly design for high-efficient installation. Repon concealed slide is rather versatile; it is recommended for the applications of kitchen wire basket, kitchen cabinets, high-end residential furniture and appliance.

## Concealed Slides (Shallow drawer ) for metal box

**75#**  
pound class (35 kgs)



## Mounting | Under mount.

**Loading** | 75 pound class (35 kgs) for 50,000 cycles.

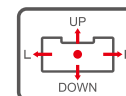
**Size** | 300 mm to 500 mm at 50 mm increment

**Feature |** Drawer frame mounting design providing the most added-value to cabinets, 6-way adjustment drawer front adjustment, new dampening mechanism, no hassle of grease leaking or drawer bounce, extremely light and silent movement.

**Finish** | Zinc plating on slides, powder coating on drawer frame.

**Option | Production pack.**

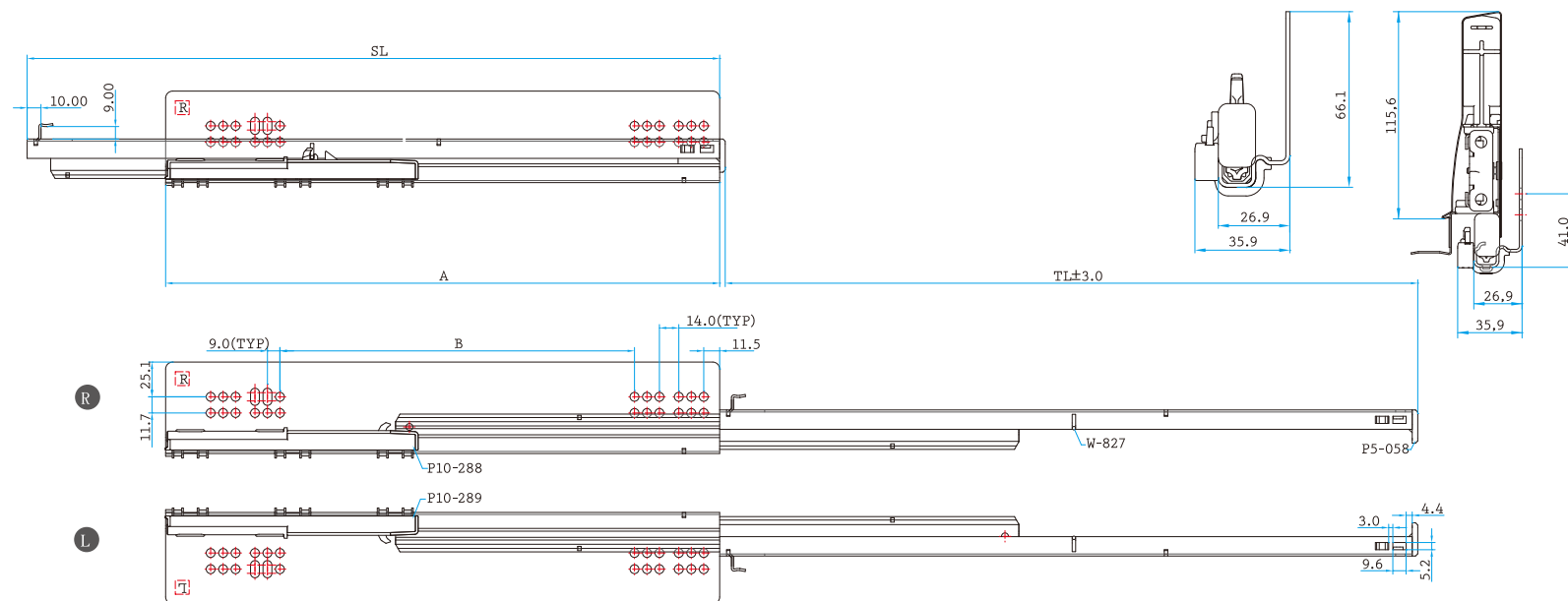
SIZE	SL	TL	A	B
300mm	300.0	300.0	300.00	160.00
350mm	350.0	350.0	350.00	160.00
400mm	400.0	400.0	400.00	192.00
450mm	450.0	450.0	450.00	192.00
500mm	500.0	500.0	500.00	256.00



## NJ-A5802

Concealed Slides  
(Standard drawer)  
for metal box

**75#**  
pound class (35 kgs)



**Mounting** | Under mount.

**Loading** | 75 pound class (35 kgs) for 50,000 cycles.

**Size** | 300 mm to 500 mm at 50 mm increment

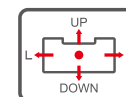
**Feature** | Drawer frame mounting design providing the most added-value to cabinets, 6-way adjustment drawer front adjustment, new dampening mechanism, no hassle of grease leaking or drawer bounce, extremely light and silent movement.

**Finish** | Zinc plating on slides, powder coating on drawer frame.

**Option** | Production pack.



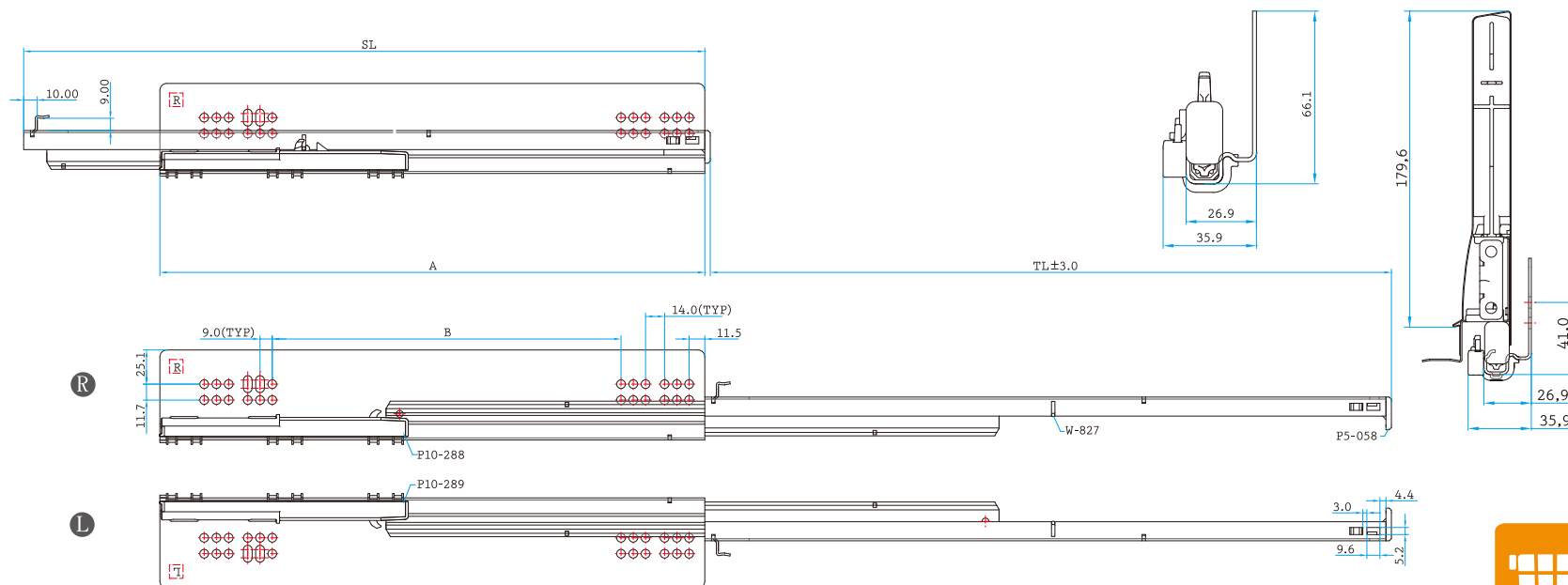
SIZE	SL	TL	A	B
300mm	300.0	300.0	300.00	160.00
350mm	350.0	350.0	350.00	160.00
400mm	400.0	400.0	400.00	192.00
450mm	450.0	450.0	450.00	192.00
500mm	500.0	500.0	500.00	256.00



## NJ-A5803

Concealed Slides  
(Tall drawer) for metal box

75#  
pound class (35 kgs)



**Mounting** | Under mount.

**Loading** | 75 pound class (35 kgs) for 50,000 cycles.

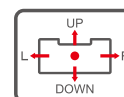
**Size** | 300 mm to 500 mm at 50 mm increment

**Feature** | Drawer frame mounting design providing the most added-value to cabinets, 6-way adjustment drawer front adjustment, new dampening mechanism, no hassle of grease leaking or drawer bounce, extremely light and silent movement.

**Finish** | Zinc plating on slides, powder coating on drawer frame.

**Option** | Production pack.

SIZE	SL	TL	A	B
300mm	300.0	300.0	300.00	160.00
350mm	350.0	350.0	350.00	160.00
400mm	400.0	400.0	400.00	192.00
450mm	450.0	450.0	450.00	192.00
500mm	500.0	500.0	500.00	256.00



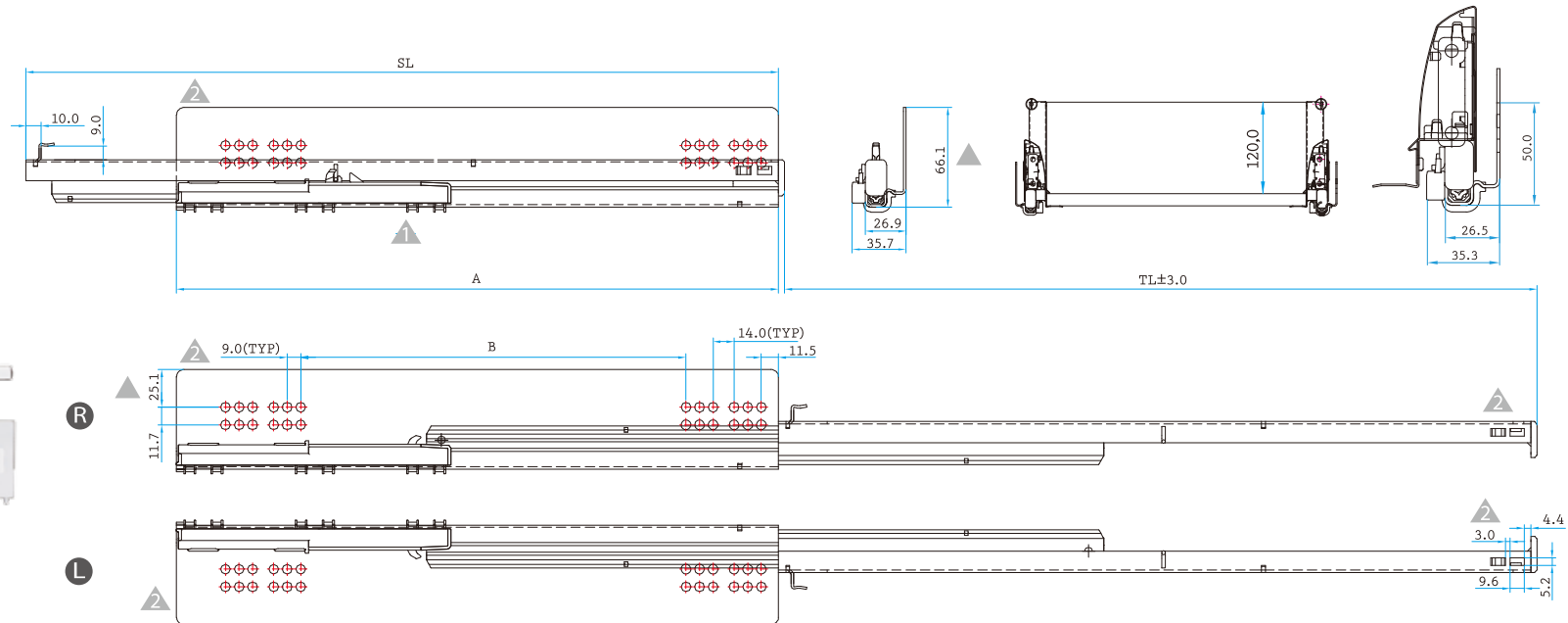
## NJ-A5808

Concealed Slides  
for metal box

75#  
pound class (35 kgs)



38



**Mounting** | Under mount.

**Loading** | 75 pound class (35 kgs) for 30,000 cycles.

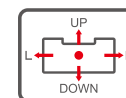
**Size** | 300 mm to 600 mm at 50 mm increment

**Feature** | Drawer frame mounting design providing the most added-value to cabinets, 6-way adjustment drawer front adjustment, new dampening mechanism, no hassle of grease leaking or drawer bounce, extremely light and silent movement.

**Finish** | Zinc plated on slides, powder coating on drawer frame.

**Option** | Production pack, LED stick.

SIZE	SL	TL	A	B
12" (300mm)	300.0	300.0	300.00	160.00
14" (350mm)	350.0	350.0	300.00	160.00
16" (400mm)	400.0	400.0	350.00	192.00
18" (450mm)	450.0	450.0	350.00	192.00
20" (500mm)	500.0	500.0	400.00	256.00
22" (550mm)	550.0	550.0	400.00	256.00
24" (600mm)	600.0	600.0	450.00	288.00



## NJ-A8601

Concealed Slides  
for wire basket

**75#**  
pound class (35 kgs)

**Mounting** | Under mount.

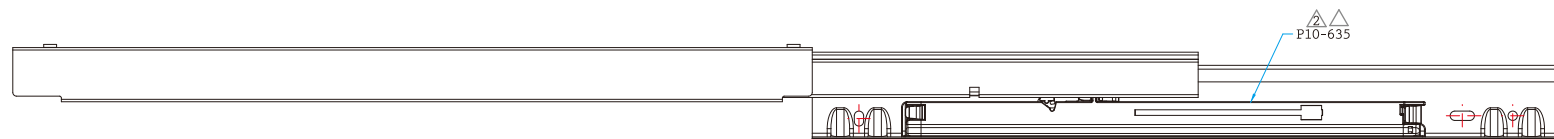
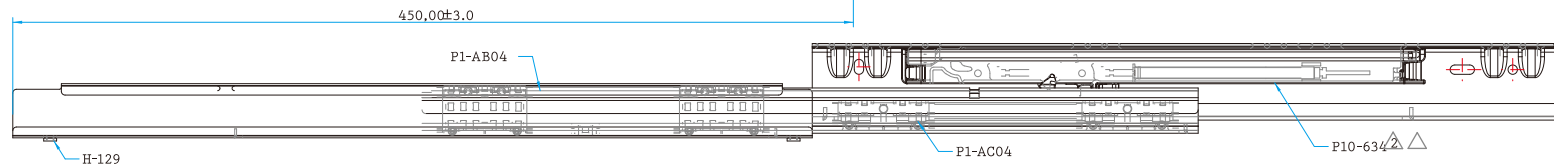
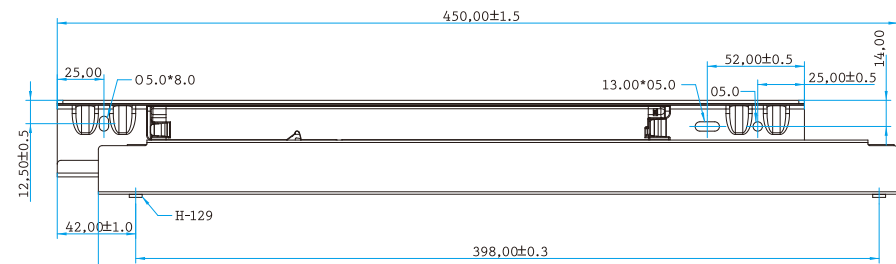
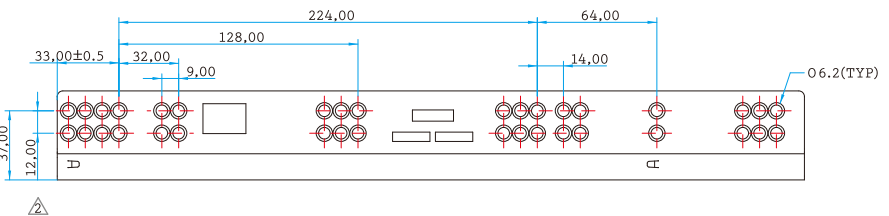
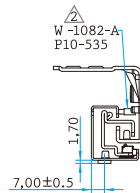
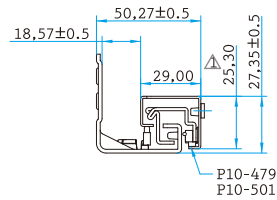
**Loading** | 75 pound class (35 kgs) for 30,000 cycles.

**Size** | 450 mm

**Feature** | Built-in basket mounting cover, extremely light and silent movement.

**Finish** | Galvanized steel.

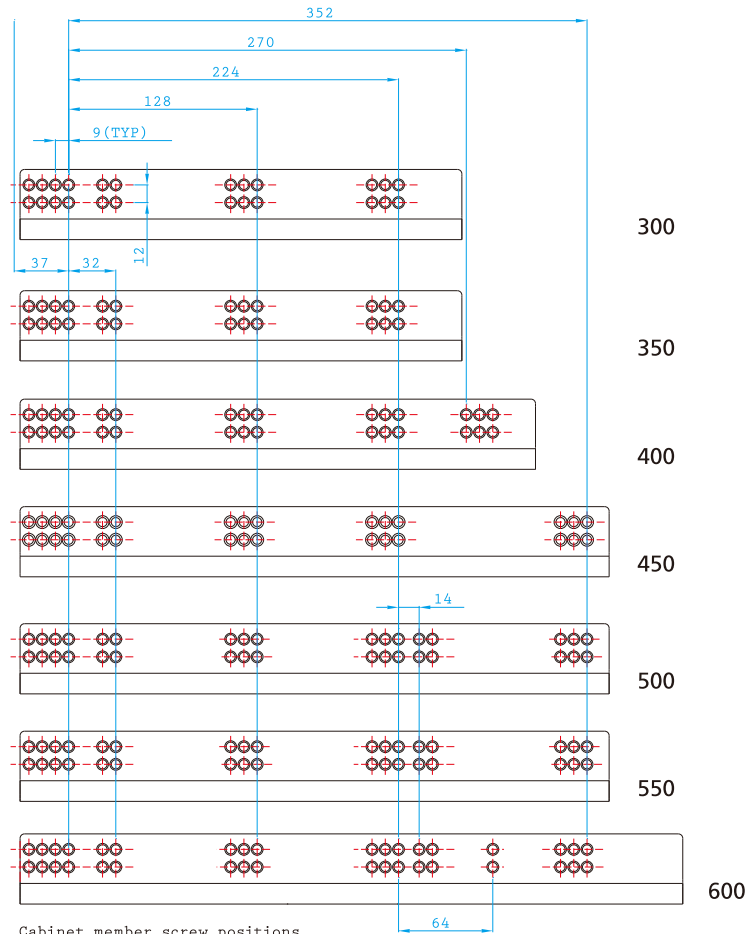
**Option** | None.



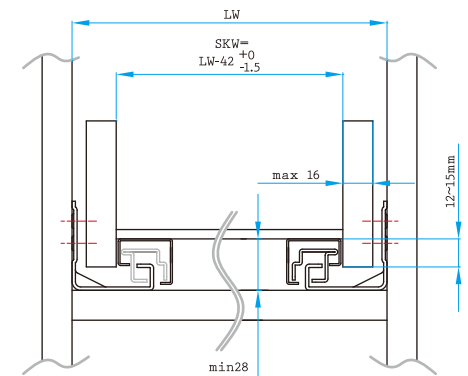
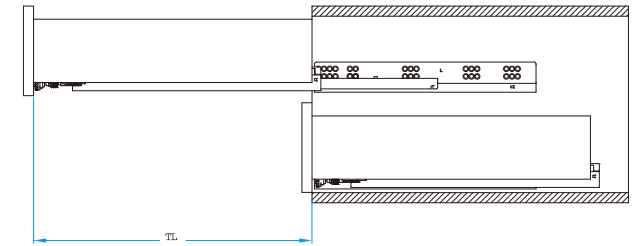
# NJ-A5601

## Wooden Drawer Slides

**75#**  
pound class (35 kgs)



Cabinet member screw positions  
This is not nominal length NL(mm)



ITEM	TL (mm)
A5601-300	277.6
A5601-350	340.0
A5601-400	390.0
A5601-450	440.0
A5601-500	490.0
A5601-550	540.0
A5601-600	590.0

**Mounting** | Under mount.

**Side clearance** | designed and built for 5/8" drawer side panel.

**Loading** | 75 pound (35 kgs) class.

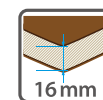
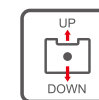
**Size** | 300 mm, 350 mm, 400 mm, 450 mm, 500 mm, 550 mm, 600 mm.

**Feature** | extremely silent and effortless drawer movement, height adjustment, and quick drawer removal handle along with new dampening mechanism.

**Finish** | galvanized steel.

**Packaging** | distribution packaging.

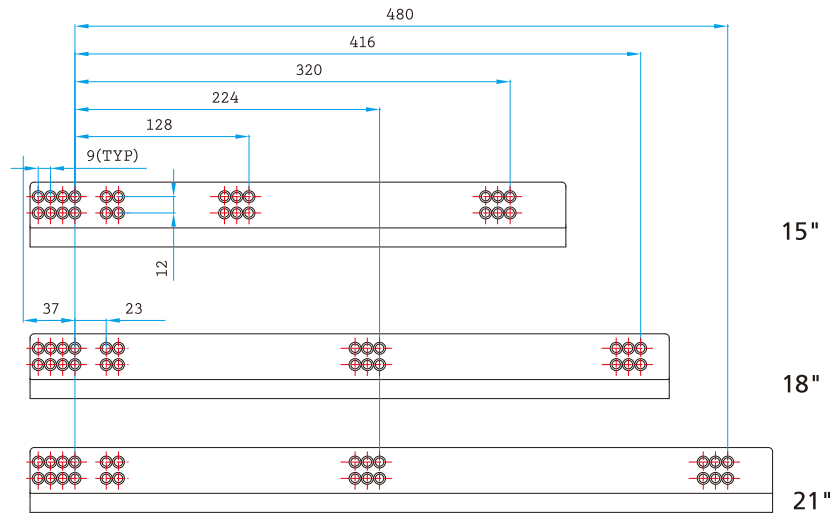
**Option** | deluxe packaging.



# NJ-A5602

## Wooden Drawer Slides

**75#**  
pound class (35 kgs)



Cabinet member screw positions  
This is not nominal length NL(mm)

**Mounting** | Face frame.

**Side clearance** | designed and built for 5/8" drawer side panel.

**Loading** | 75 pound (35 kgs) class.

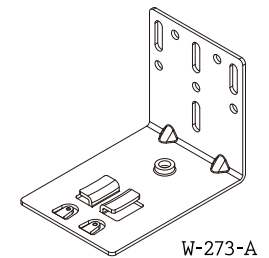
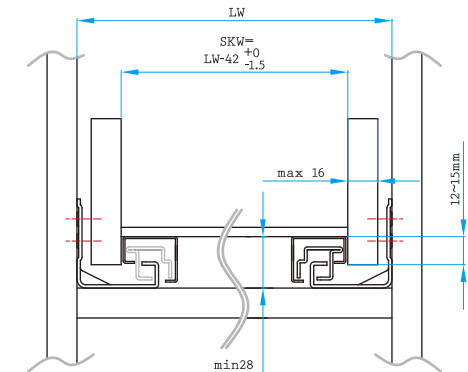
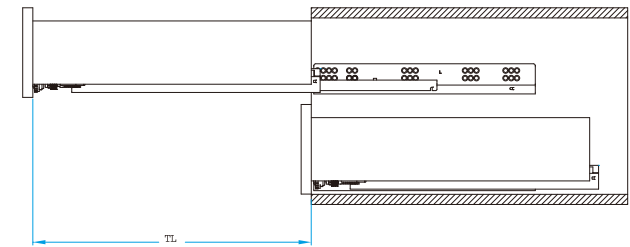
**Size** | 15", 18", 21".

**Feature** | extremely silent and effortless drawer movement, height adjustment, and quick drawer removal handle along with new dampening mechanism.

**Finish** | galvanized steel.

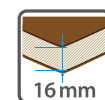
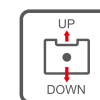
**Packaging** | distribution packaging.

**Option** | deluxe packaging rear bracket.



Drawer Length	Inside cabinet depth with W-273-A bracket		Profile length	Screw locations for panel cabinets		
	Maximum	Minimum		A	B	TL
A5A02-381(15")	442.00	400.80	394.00	161.00	353.00	381.00
A5A02-457(18")	518.00	476.80	470.00	257.00	449.00	457.00
A5A02-533(21")	594.00	552.80	546.00	257.00	513.00	533.00

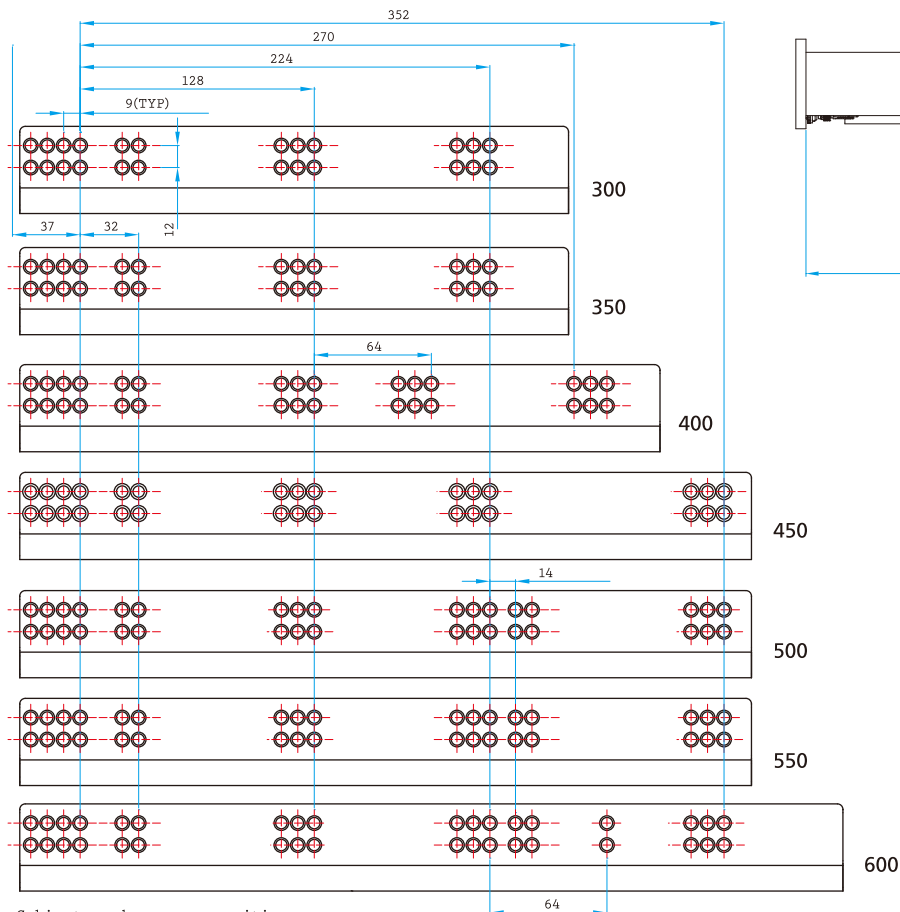
Inside cabinet depth with W-273-A bracket



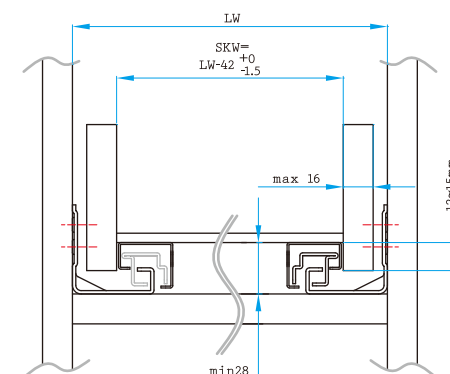
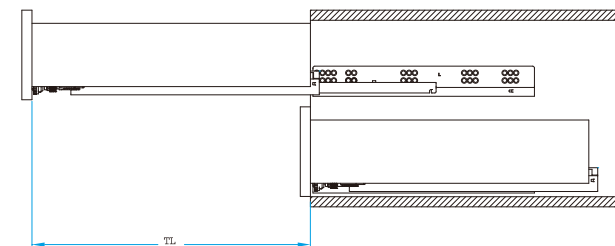
# NJ-A5A01

## Wooden Drawer Slides

**75#**  
pound class (35 kgs)



Cabinet member screw positions  
This is not nominal length NL(mm)



ITEM	TL (mm)
A5601-300	277.6
A5601-350	340.0
A5601-400	390.0
A5601-450	440.0
A5601-500	490.0
A5601-550	540.0
A5601-600	590.0

**Mounting** | Under mount.

**Side clearance** | designed and built for 5/8" drawer side panel.

**Loading** | 75 pound (35 kgs) class Based on 450 mm.

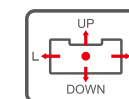
**Size** | 300 mm, 350 mm, 400 mm, 450 mm, 500 mm, 550 mm, 600 mm.

**Feature** | extremely silent and effortless drawer movement, height and side adjustment, and quick drawer removal handle along with new dampening mechanism.

**Finish** | galvanized steel.

**Packaging** | distribution packaging.

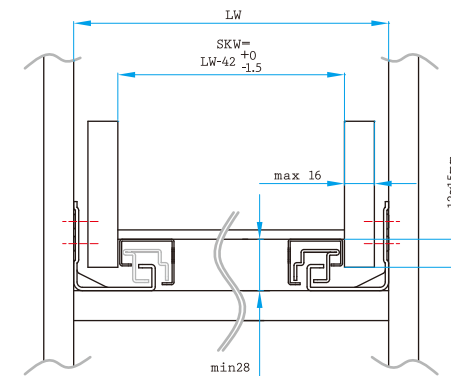
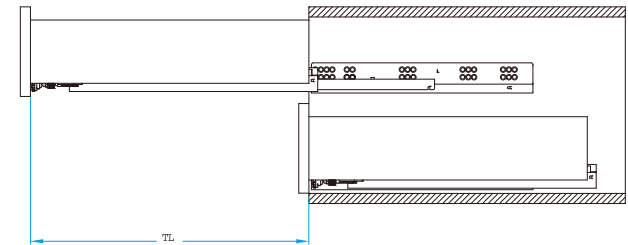
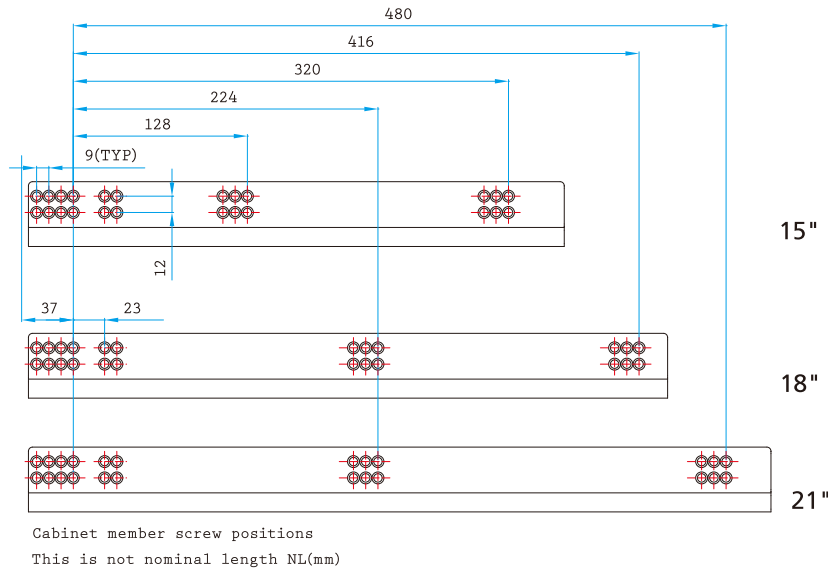
**Option** | deluxe packaging.



# NJ-A5A02

## Wooden Drawer Slides

**75#**  
pound class (35 kgs)



**Mounting** | Under mount.

**Side clearance** | designed and built for 5/8" drawer side panel.

**Loading** | 75 pound (35 kgs) class.

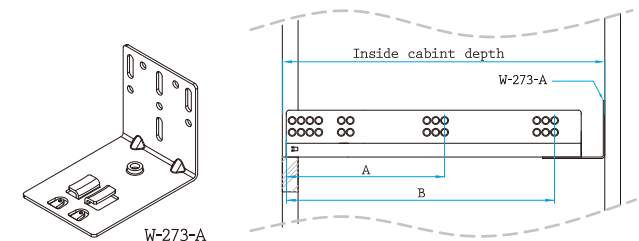
**Size** | 15" (375 mm), 18" (450 mm), 21" (525 mm).

**Feature** | extremely silent and effortless drawer movement, height and side adjustment, and quick drawer removal handle along with new dampening mechanism.

**Finish** | galvanized steel.

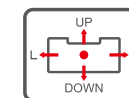
**Packaging** | distribution packaging.

**Option** | deluxe packaging.



Drawer Length	Inside cabinet depth with W-273-A bracket		Profile length	Screw locations for panel cabinets		
	Maximum	Minimum		A	B	TL
A5A02-381(15")	442.00	400.80	394.00	161.00	353.00	381.00
A5A02-457(18")	518.00	476.80	470.00	257.00	449.00	457.00
A5A02-533(21")	594.00	552.80	546.00	257.00	513.00	533.00

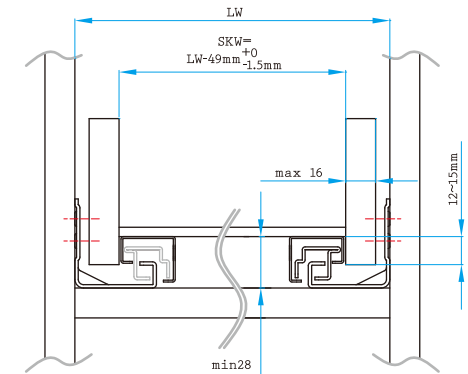
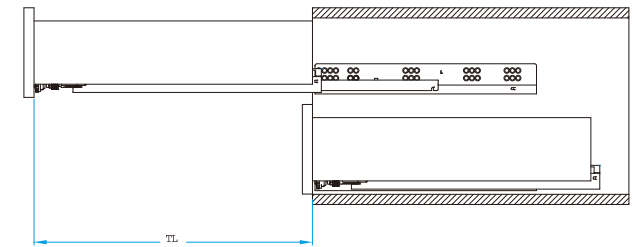
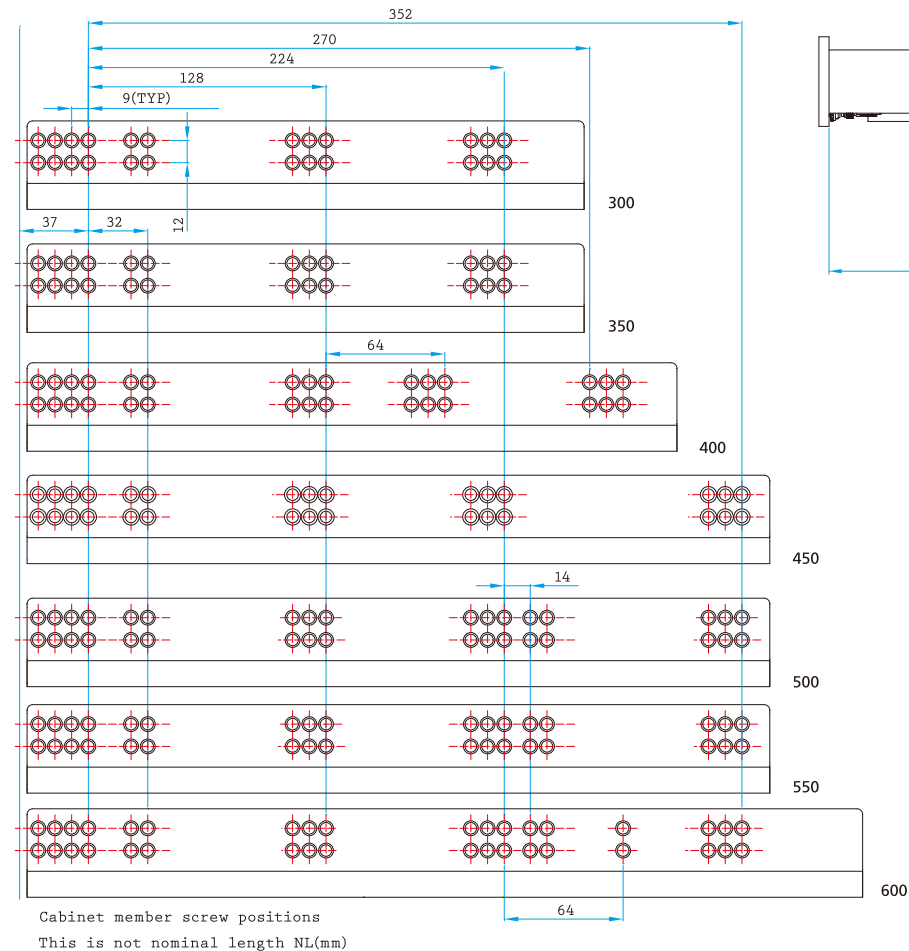
Inside cabinet depth with W-273-A bracket



## NJ-A5A03

### Wooden Drawer Slides

**75#**  
pound class (35 kgs)



ITEM	TL (mm)
A5601-300	277.6
A5601-350	340.0
A5601-400	390.0
A5601-450	440.0
A5601-500	490.0
A5601-550	540.0
A5601-600	590.0

**Mounting** | Under mount.

**Side clearance** | designed and built for 5/8" drawer side panel.

**Loading** | 75 pound (35 kgs) class.

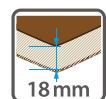
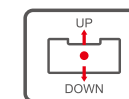
**Size** | 300 mm, 350 mm, 400 mm, 450 mm, 500 mm, 550 mm, 600 mm.

**Feature** | extremely silent and effortless drawer movement, height adjustment, and quick drawer removal handle along with new dampening mechanism.

**Finish** | galvanized steel.

**Packaging** | distribution packaging.

**Option** | deluxe packaging.



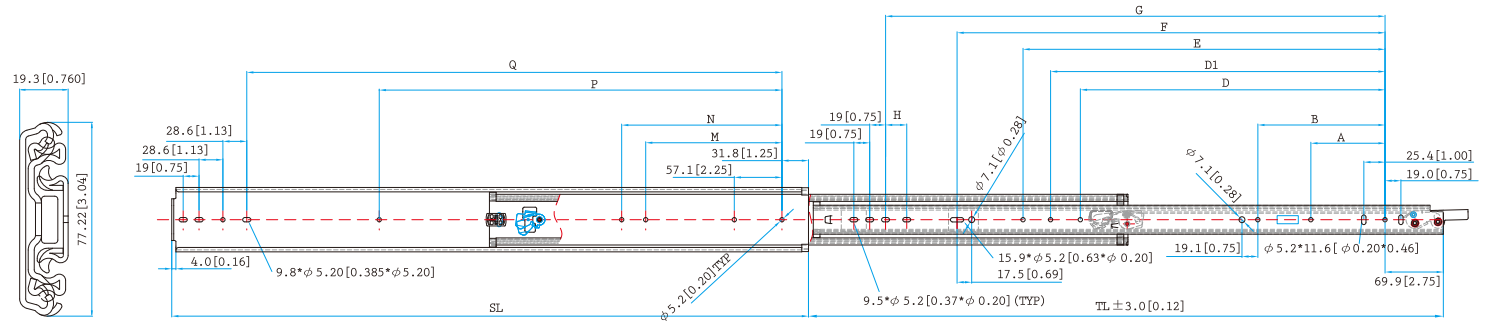
# Lock In & Out



Highly recommend for the frequently vibrating environment. Lock in & out mechanism keeps the storage secured in either fully open or fully closed position. The user-friendly front-activating latch allows easy access to release the slide from either lock-in or out. The reinforced latch can withstand more than 200 kgs impact.

# NJ-76J05

Super Heavy Duty Slides  
W/Lock in & out



**Mounting** | Side mount

**Side Clearance** | 3/4" (19.3 mm) plus 1/64"

**Height** | 3.04" (77.22 mm)

**Loading** | 400 lbs (180kgs) based on side mount, and drawer dimension W40"x18", guaranteed 10,000 cycles, double-folded inner and intermediate member.

**Size** | 14" (350mm) through 60" (1500mm) at even increment.

**Feature** | Extra heavy load, extremely silent movement. Silencing bumpers. Exclusive Lock In & out mechanism.


**Finish** | Zinc plated.

**Packing** | 5 pairs based on 18" (450mm)

**Option** | Black zinc plated.



SIZE	SL	TL	A	B	C	D	D1	E	F	G	H	M	N	P	Q
14" (350mm)	355.6(14.00)	355.6(14.00)								192.1(7.56)					234.9(9.25)
15" (375mm)	381.0(15.00)	381.0(15.00)	88.9(3.50)							217.5(8.56)					260.3(10.25)
16" (400mm)	406.4(16.00)	406.4(16.00)	88.9(3.50)							242.9(9.56)					285.7(11.25)
18" (450mm)	457.2(18.00)	457.2(18.00)	88.9(3.50)	152.4(6.00)						293.7(11.56)					336.5(13.25)
20" (500mm)	508.0(20.00)	508.0(20.00)	88.9(3.50)	152.4(6.00)						344.5(13.56)					387.3(15.25)
22" (550mm)	558.8(22.00)	558.8(22.00)	88.9(3.50)	152.4(6.00)						395.3(15.56)	25.4(1.00)				438.1(17.25)
24" (600mm)	609.6(24.00)	609.6(24.00)	88.9(3.50)	152.4(6.00)					360.4(14.19)	446.1(17.56)	25.4(1.00)				488.9(19.25)
26" (650mm)	660.4(26.00)	660.4(26.00)	88.9(3.50)	152.4(6.00)					411.2(16.19)	496.9(19.56)	25.4(1.00)				539.7(21.25)
28" (700mm)	711.2(28.00)	711.2(28.00)	88.9(3.50)	152.4(6.00)					462.0(18.18)	547.7(21.56)	25.4(1.00)				590.5(23.25)
30" (750mm)	762.0(30.00)	762.0(30.00)	88.9(3.50)	152.4(6.00)					512.8(20.19)	598.5(23.56)	25.4(1.00)	215.8(8.50)		482.5(19.00)	641.3(25.25)
32" (800mm)	812.8(32.00)	812.8(32.00)	88.9(3.50)	152.4(6.00)	330.2(13.0)				563.6(22.19)	649.3(25.56)	25.4(1.00)	215.8(8.50)	374.6(14.75)	533.4(21.00)	692.1(27.25)
34" (850mm)	863.6(34.00)	863.6(34.00)	88.9(3.50)	152.4(6.00)	330.2(13.0)				614.4(24.19)	700.1(27.56)	25.4(1.00)	215.8(8.50)	400.0(15.75)	584.2(23.00)	742.9(29.25)
36" (900mm)	914.4(36.00)	914.4(36.00)	88.9(3.50)	152.4(6.00)	330.2(13.0)				665.2(26.19)	750.9(29.56)	25.4(1.00)	215.8(8.50)	425.4(16.75)	635.0(25.00)	793.7(31.25)
38" (950mm)	965.2(38.00)	965.2(38.00)	88.9(3.50)	152.4(6.00)	330.2(13.0)				716.0(28.19)	801.7(31.56)	25.4(1.00)	215.8(8.50)	450.8(17.75)	685.7(27.00)	844.5(33.25)
40" (1000mm)	1016.0(40.00)	1016.0(40.00)	88.9(3.50)	152.4(6.00)	330.2(13.0)	584.2(23.00)			766.8(30.19)	852.5(33.56)	25.4(1.00)	215.8(8.50)	476.2(18.75)	736.6(29.00)	895.3(35.25)
42" (1050mm)	1066.8(42.00)	1066.8(42.00)	88.9(3.50)	152.4(6.00)	330.2(13.0)	635.0(25.00)	685.8(27.00)		817.6(32.19)	903.3(35.56)	25.4(1.00)	215.8(8.50)	527.0(20.75)	787.4(31.00)	946.1(37.25)
44" (1100mm)	1117.6(44.00)	1117.6(44.00)	88.9(3.50)	152.4(6.00)	330.2(13.0)	685.8(27.00)		787.4(31.00)	868.4(34.19)	954.1(37.56)	25.4(1.00)	215.8(8.50)	527.0(20.75)	838.2(33.00)	996.9(39.25)
46" (1150mm)	1168.4(46.00)	1168.4(46.00)	88.9(3.50)	152.4(6.00)	330.2(13.0)	685.8(27.00)		787.4(31.00)	919.2(36.19)	1004.9(39.56)	25.4(1.00)	215.8(8.50)	527.0(20.75)	889.0(35.00)	1047.7(41.25)
48" (1200mm)	1219.2(48.00)	1219.2(48.00)	88.9(3.50)	152.4(6.00)	330.2(13.0)	685.8(27.00)	725.6(28.57)	787.4(31.00)	970.0(38.19)	1055.7(41.56)	25.4(1.00)	215.8(8.50)	387.7(15.26)	939.7(37.00)	1098.5(43.25)
50" (1250mm)	1270.0(50.00)	1270.0(50.00)	88.9(3.50)	152.4(6.00)	330.2(13.0)	685.8(27.00)		787.4(31.00)	1020.8(40.19)	1106.5(43.56)	25.4(1.00)	215.8(8.50)	387.7(15.26)	939.7(37.00)	1149.3(45.25)
52" (1300mm)	1320.8(52.00)	1320.8(52.00)	88.9(3.50)	152.4(6.00)	330.2(13.0)	736.6(29.00)		787.4(31.00)	1071.6(42.19)	1157.3(45.56)	25.4(1.00)	215.8(8.50)	577.8(22.75)	939.7(37.00)	1200.1(47.25)
54" (1350mm)	1371.6(54.00)	1371.6(54.00)	88.9(3.50)	152.4(6.00)	330.2(13.0)	736.6(29.00)		787.4(31.00)	1122.4(44.19)	1208.1(47.56)	25.4(1.00)	215.8(8.50)	577.8(22.75)	939.7(37.00)	1250.9(49.25)
56" (1400mm)	1422.4(56.00)	1422.4(56.00)	88.9(3.50)	152.4(6.00)	330.2(13.0)	736.6(29.00)		787.4(31.00)	1173.2(46.19)	1258.9(49.56)	25.4(1.00)	215.8(8.50)	577.8(22.75)	939.7(37.00)	1307.1(51.25)
58" (1450mm)	1473.2(58.00)	1473.2(58.00)	88.9(3.50)	152.4(6.00)	330.2(13.0)	736.6(29.00)		787.4(31.00)	1224.0(48.19)	1309.7(51.56)	25.4(1.00)	215.8(8.50)	577.8(22.75)	939.7(37.00)	1352.5(53.25)
60" (1500mm)	1524.0(60.00)	1524.0(60.00)	88.9(3.50)	152.4(6.00)	330.2(13.0)	584.2(23.00)			1271.4(50.05)	1360.5(53.56)	25.4(1.00)	215.8(8.50)	476.2(18.75)	995.7(39.20)	1403.3(55.25)

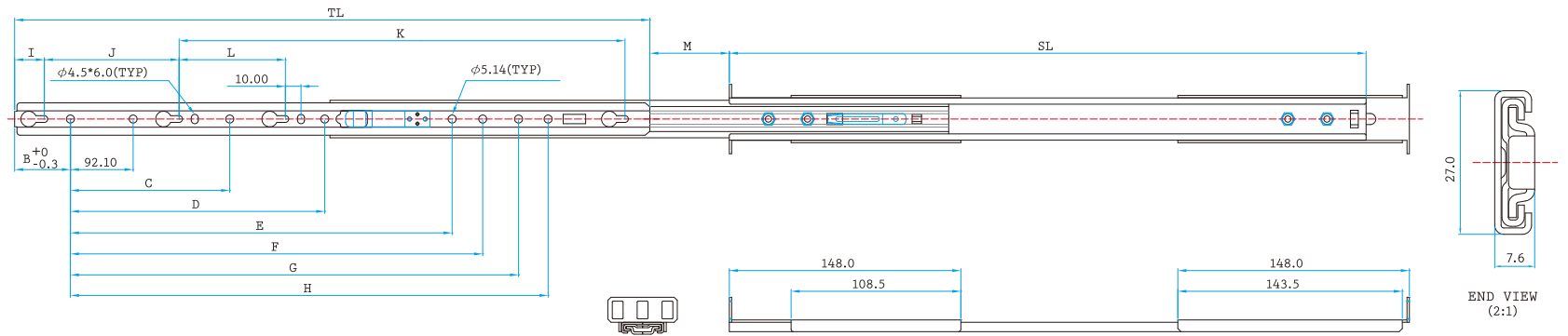


The slide application for Industrial Professional Computer is the field, which Repon strived to develop these years. We are proud to present the state of the art front activating latch mechanism and tool-less bracket to you. Columbus series is the thinnest slide developed for 1U application in the slide industry. Its lowest profile fits chassis width larger than 430mm.

Samurai series integrated the newest technology of Repon. Its extremely low profile fits chassis width larger than 430mm, and super-smooth movement and hassle-free tool-less bracket design provide you the effortless installation and operation.

# NJ-13002

Columbus  
Server Slides



**Mounting** | Side mount.

**Slide Clearance** | 9.11 mm (including brackets), Maximum chassis with can be 434 mm with bracket being mounted behind the rail.

**Height** | 27 mm

**Loading** | 75 pound (35 kgs) class for 300 cycles in 26" (650 mm) long.

**Size** | 14" (350 mm) through 30" (750 mm) in 2" (50 mm) increment.

**Feature** | Extremely thin profile to fit the maximum chassis width 434 mm. Lock open design, key holes for shoulder rivet.

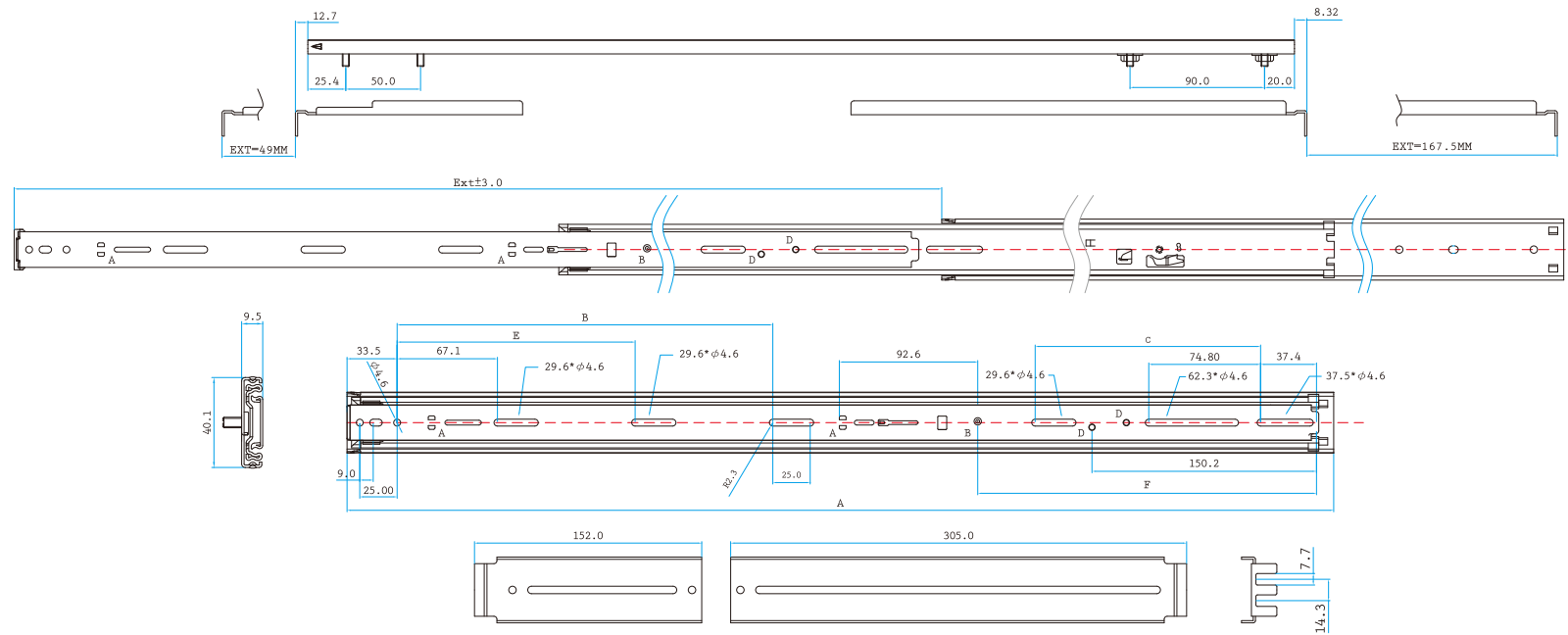
**Finish** | ROHS compliant zinc plated.

**Option** | Tool-less brackets.

SIZE	SL	TL	B	C	D	E	F	G	H	I	J	K	L	N	M
14" (350mm)	356.00	355.00	57.91		276.30									262.45	
16" (400mm)	407.00	406.00	89.66		276.30									262.45	
18" (450mm)	457.00	456.00	89.66		276.30									312.45	52.0
20" (500mm)	508.00	507.00	89.66	184.20	276.30	368.40								348.45	52.0
22" (550mm)	559.00	558.00	89.66	184.20		368.40								374.45	52.0
24" (600mm)	610.00	609.00	89.66	184.20		368.40	460.50							400.45	52.0
26" (650mm)	660.00	659.00	57.91	184.20	276.30		460.50			19.00	163.20	460.30	272.00	425.45	52.0
28" (700mm)	711.00	710.00	57.91	184.20	276.30			552.60		19.00	163.20	460.30	272.00	434.45	52.0
30" (750mm)	762.00	761.00	57.91	184.20	276.30		460.50	552.60	644.70					477.45	52.0

# NJ-21A02

## Samurai Server Slides



**Mounting** | Side mount.

**Side Clearance** | 9.5 mm (including brackets), maximum chassis width can be 430 mm or under.

**Height** | 40.1 mm

**Loading** | 100 pound (45kgs) class.

**Size** | 20" (500mm) through 28" (700mm) in 2" (50mm) increment.

**Feature** | Patented front activating lock open / quick release latch, ball retainer stay open device, super low deflection.

**Finish** | Chrome 3rd zinc plated.

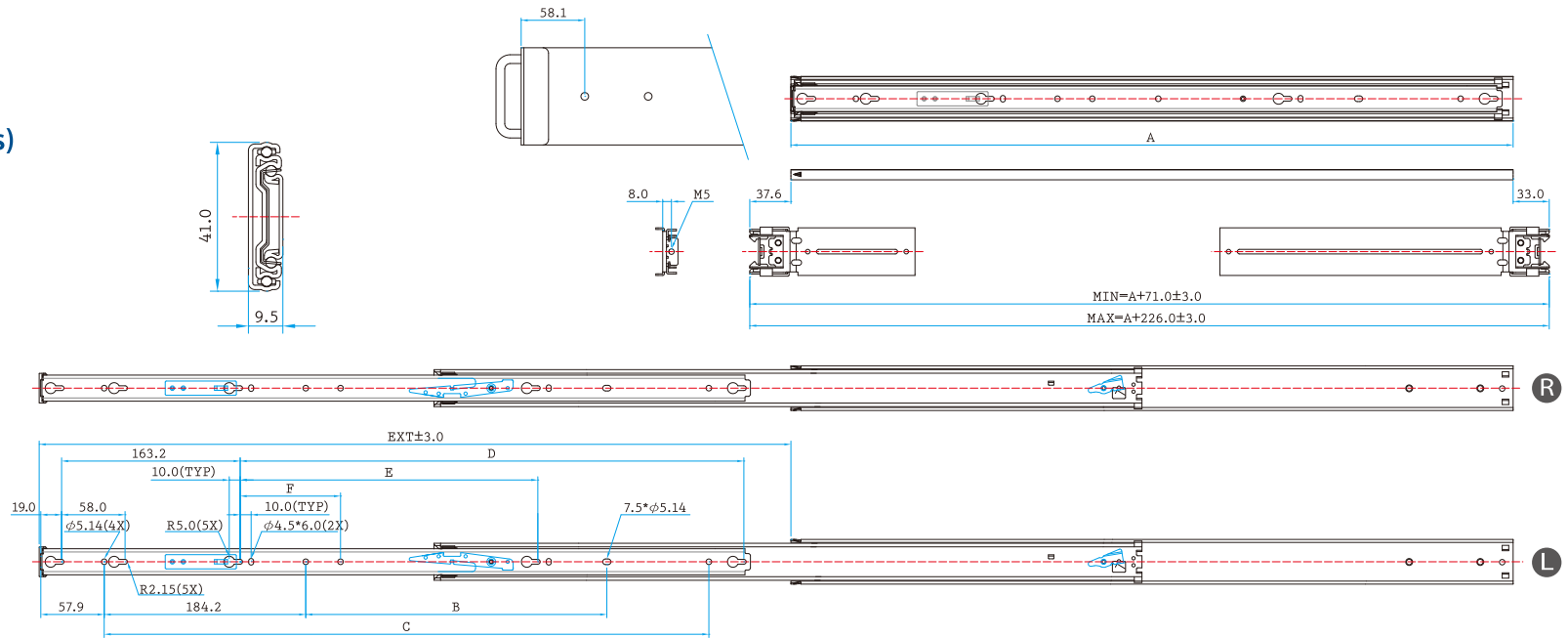
**Packing** | Retailing package, tool-less bracket.

SIZE	EXT	A	B	C	E	F
20" (500mm)	536.0	510.0				178.00
22" (550mm)	587.0	560.0			159.2	179.00
24" (600mm)	636.0	610.0			159.2	201.81
26" (650mm)	687.0	660.0	251.3	150.8	159.2	226.62
28" (700mm)	736.0	710.0	251.3	167.1	159.2	276.62

# NJ-21A58

Server Slides (Columbus)

**100#**  
pound class (45 kgs)



**Side Clearance** | 9.5 mm (functional space) maximum chassis width 430 mm.

**Height** | 41.0 mm

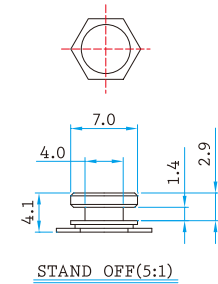
**Loading** | 100 pound (45 kgs) class for 1000 cycles in 26" long.

**Size** | 18" to 28" at 2" increment.

**Feature** | SB Tool-less, lock out.

**Finish** | RoHS compliant zinc plating.

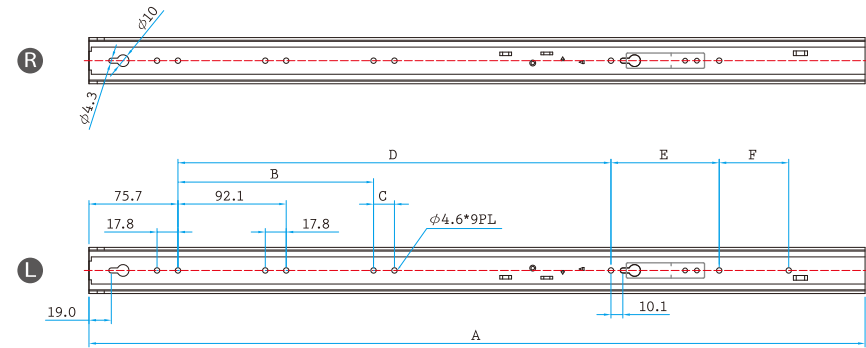
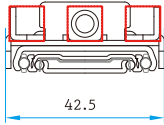
**Option** | Transfer bracket for thru holes.



SIZE	A	B	C	D	E	F	EXT
18" (450mm)	460.0	128.40				244.10	497.0
20" (500mm)	510.0	154.40			272.00		547.0
22" (550mm)	560.0	275.20			272.00	91.70	597.0
24" (600mm)	610.0	275.20			272.00	91.70	647.0
26" (650mm)	660.0	275.20	552.60	460.30	272.00	91.70	687.0
28" (700mm)	710.0	275.20	552.60	460.30		91.70	747.0

## SB Tool-less

**75#**



**Side clearance** | 5.2 mm (Functional space) Maximum chassis width can be 438 mm with bracket mounting behind the rail.

**Loading** | 75 pound (35 kgs) class for 1000 cycles.

**Feature** | extremely thin profile to fit 438 mm wide chasis. SB tool-less along with lock open design and key holes for shoulder rivet.

**Option |** Transfer bracket for thru holes.

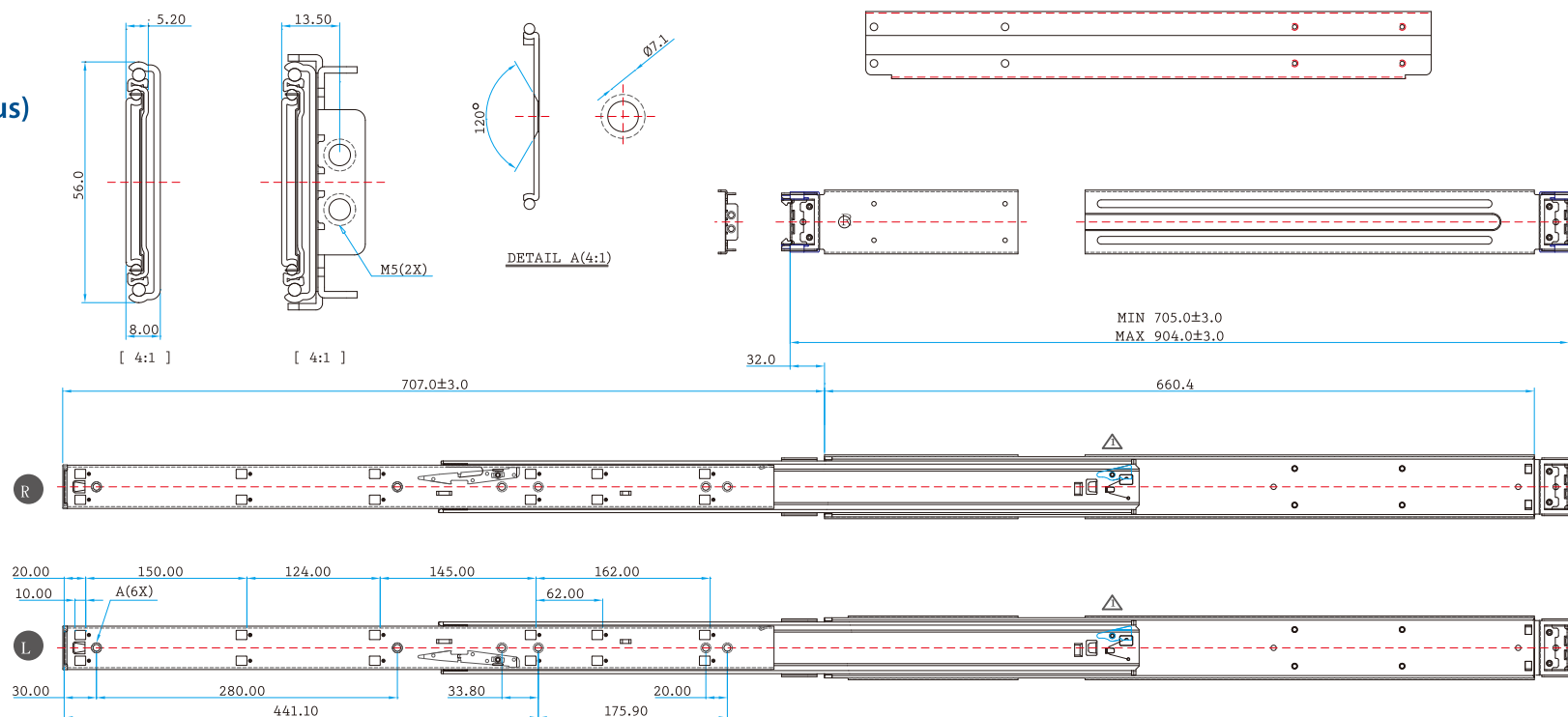
SIZE	A	B	C	D	E	F	EXT
20" (500mm)	508.0			276.3	92.1		532.7
22" (550mm)	558.0	166.4	17.8	317.2		55.0	583.2
24" (600mm)	609.6	166.4	17.8	368.4	92.1		634.3
26" (650mm)	660.4	166.4	17.8	368.4	92.1	55.0	685.1
28" (700mm)	711.0	166.4	17.8	460.5	92.1		735.9
30" (750mm)	762.0	166.4	17.8	460.5	92.1	55.0	786.7

## Server Slides (Columbus)

**180#**  
pound class (80 kgs)



52



**Height | 56.0 mm**

**Loading** | 180 pound (80 kgs) class for 1000 cycles in 26" long.


**Size | 26"**

**Feature | SB Tool-less, lock out.**

**Finish** | RoHS compliant zinc plating.

**Option |** Transfer bracket for thru holes.

# Silent



Repon is the first slide brand introducing “soft close” concept to telescopic ball bearing slides. Our delicate design aims to provide a pleasant and wonderful experience in each pull and push. The soft close slide can adapt to the side gap from 12.7mm to 13.5mm. The screw-mounted soft- close mechanism allows field replacement.

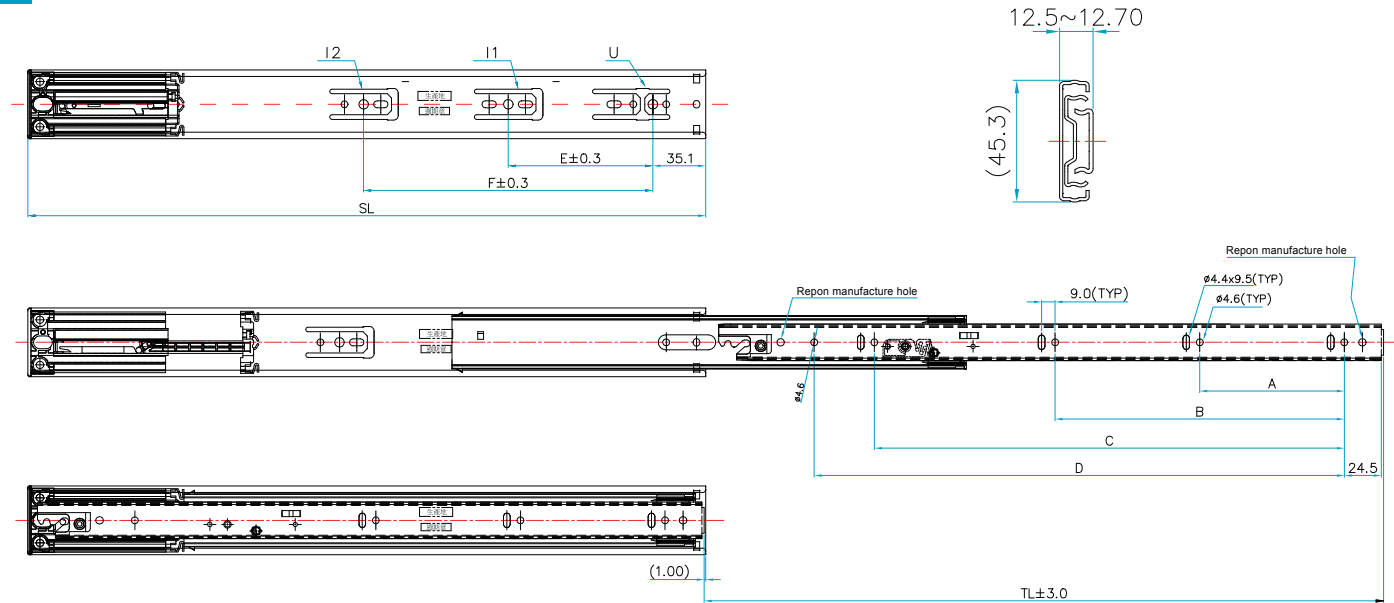
Silent

# NJ-35D65

Soft Close



54



**Mounting** | Side mount.

**Side Clearance** | 12.7mm plus 0.76mm, minus 0mm

**Height** | 45.7mm

**Loading** | 100 pound class ( 45kgs )

**Size** | 300mm to 700mm at 50mm increment

**Feature** | brand new dampening design, no hassle of grease leaking or drawer bounce. 50mm self close stroke, extremely light and silent movement

**Finish** | zinc plated

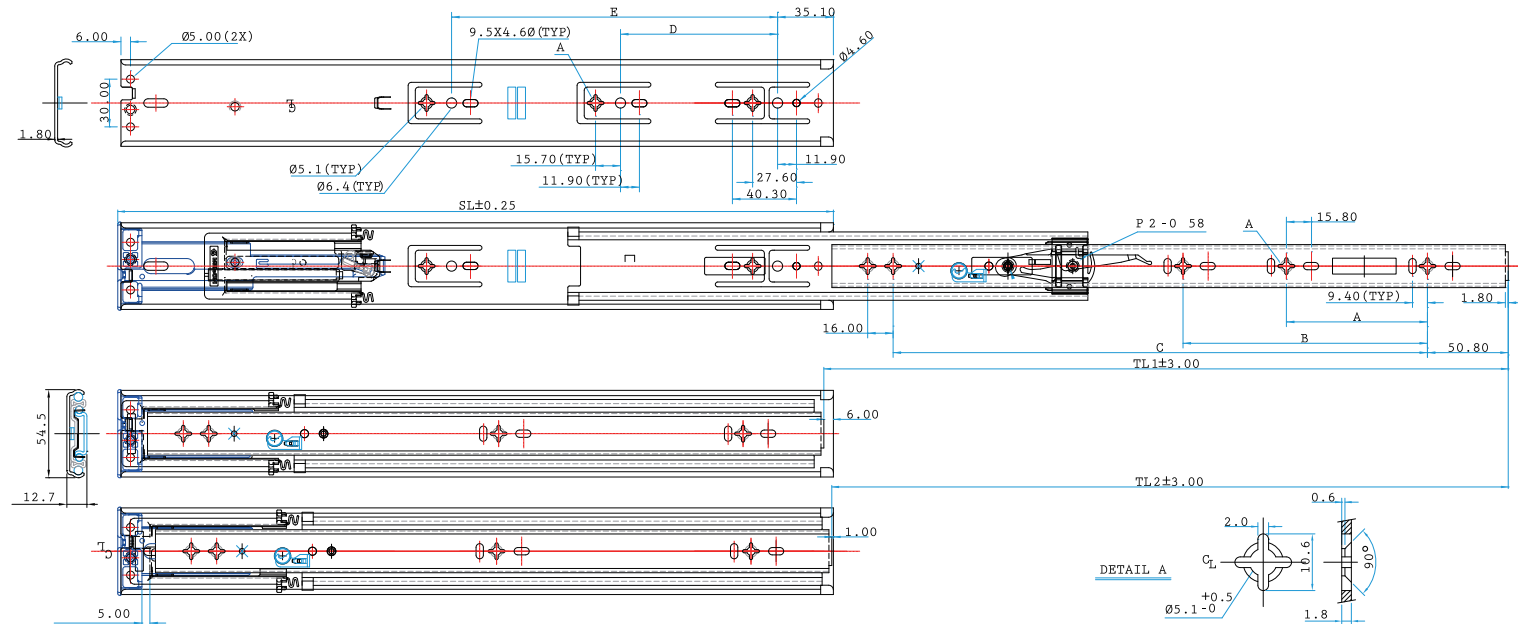
**Packing** | 15 pairs per box individually poly-packaged

**Option** | black zinc plated, white e coating

SIZE	SL	TL	A	B	C	D	E	F
12" (300mm)	300.0	250.0	64.0			192.0		
14" (350mm)	350.0	315.0	96.0			256.0	96.0	
16" (400mm)	400.0	400.0	160.0			288.0	160.0	
18" (450mm)	450.0	450.0	96.0	192.0		352.0	96.0	192.0
20" (500mm)	500.0	500.0	96.0	224.0		384.0	128.0	256.0
22" (550mm)	550.0	550.0	96.0	224.0		448.0	160.0	320.0
24" (600mm)	600.0	600.0	128.0	224.0	416.0	480.0	192.0	352.0
26" (650mm)	650.0	650.0	128.0	288.0	448.0	544.0	192.0	416.0
28" (700mm)	700.0	700.0	128.0	288.0	480.0	576.0	224.0	448.0

**Silent**

## Soft Close



※SCREW HEAD MUST BE completely flush or under the slide member.

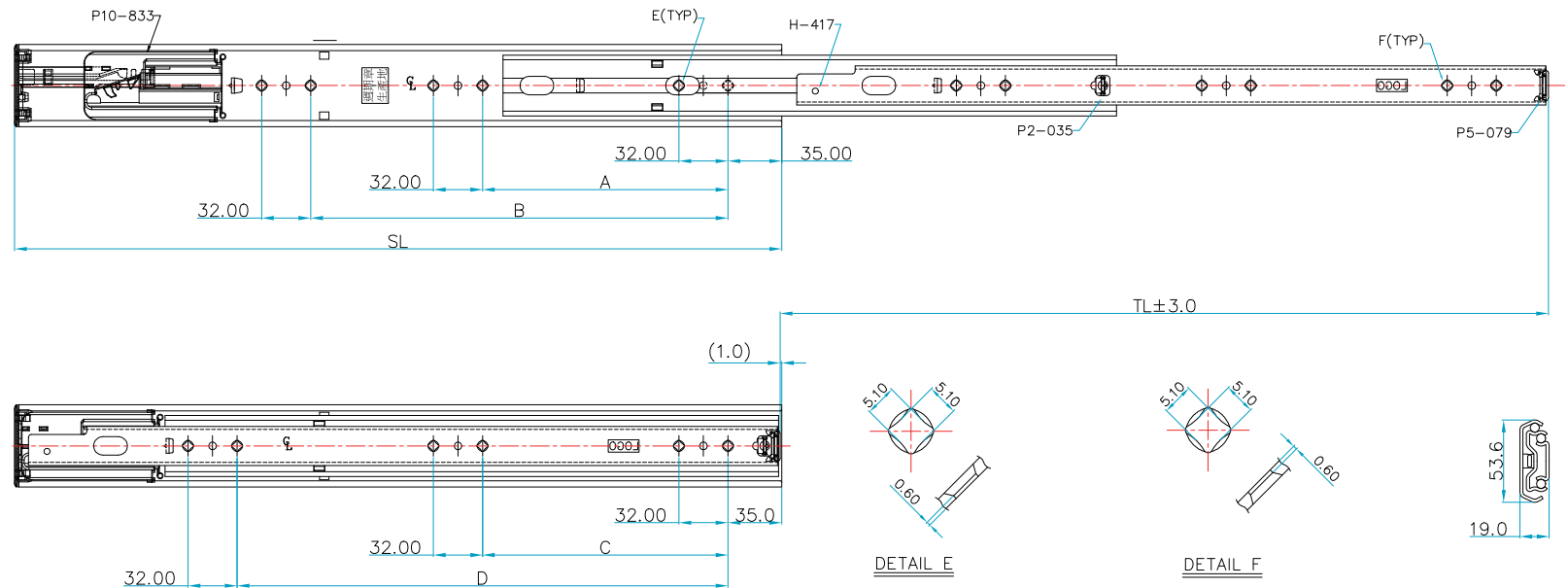
SIZE	SL	TL1	TL2	A	B	C	D	E
14" (350mm)	350.00	284.40	279.40			240.00	96.00	
16" (400mm)	400.00	357.00	352.00	96.00		288.00	160.00	
18" (450mm)	450.00	430.41	425.41	160.00		336.00	192.00	
20" (500mm)	500.00	505.00	500.00	96.00	192.00	384.00	128.00	256.00
22" (550mm)	550.00	555.00	550.00	128.00	224.00	448.00	160.00	288.00
24" (600mm)	600.00	605.00	600.00	160.00	256.00	480.00	192.00	352.00



Silent

# NJ-78036

Soft Close



**Mounting** | Side mount.

**Side Clearance** | 19.0mm plus 0.76mm, minus 0mm

**Height** | 53.6mm

**Loading** | 150 pound class ( 68kgs )

**Size** | 350mm to 700mm at 50mm increment

**Feature** | extremely light and silent movement, heavy duty loading with less deflection

**Finish** | zinc plated

**Packing** | 8 pairs per box individually poly-packaged,no screws

**Option** | black zinc plated

※SCREW HEAD MUST BE completely flush or under the slide member.

SIZE	SL	TL	A	B	C	D
14" (350mm)	350	305.5	128		128	
16" (400mm)	400	400	160		128	224
18" (450mm)	450	450	112	224	128	256
20" (500mm)	500	500	160	272	160	320
22" (550mm)	550	550	176	320	176	368
24" (600mm)	600	600	192	368	192	416
26" (650mm)	650	650	224	416	224	464
28" (700mm)	700	700	256	480	256	512

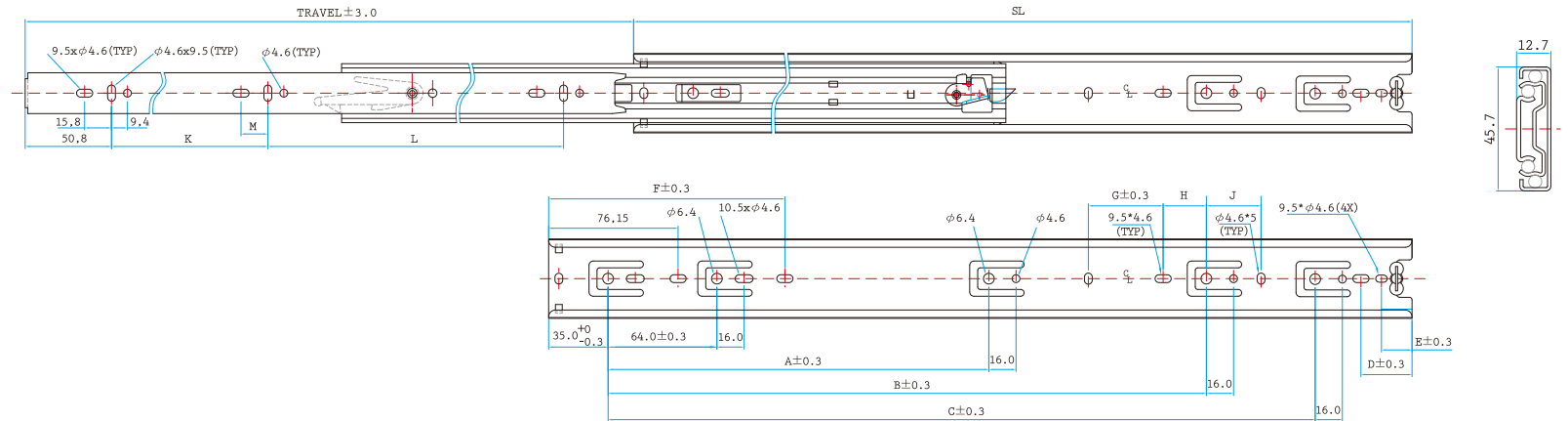
# Detent Open



One of the classical functions of ball bearing slides. The detent open will hold the slide in its open position. It requires a push to release the slides from detent-open position. Highly recommended for the applications required a still platform such as iron board and keyboard.

## NJ-31147

Detent Open



**Mounting** | Side mount.

**Side Clearance** | 12.7 mm plus 0.8 mm, minus 0" each side.

**Height** | 2-27/32" (45.7 mm)

**Loading** | 100 pound (45kgs) class.

**Size** | 10", 12", 14", 16", 18", 20", 22", 24", 26", 28"

**Feature** | Secured mounting tabs design for quick installation. Hold/close function. Lever disconnect for drawer removal.

**Finish** | Zinc plated.

**Packing** | LH or RH 24 pieces individually poly-packaged per box, no screws.

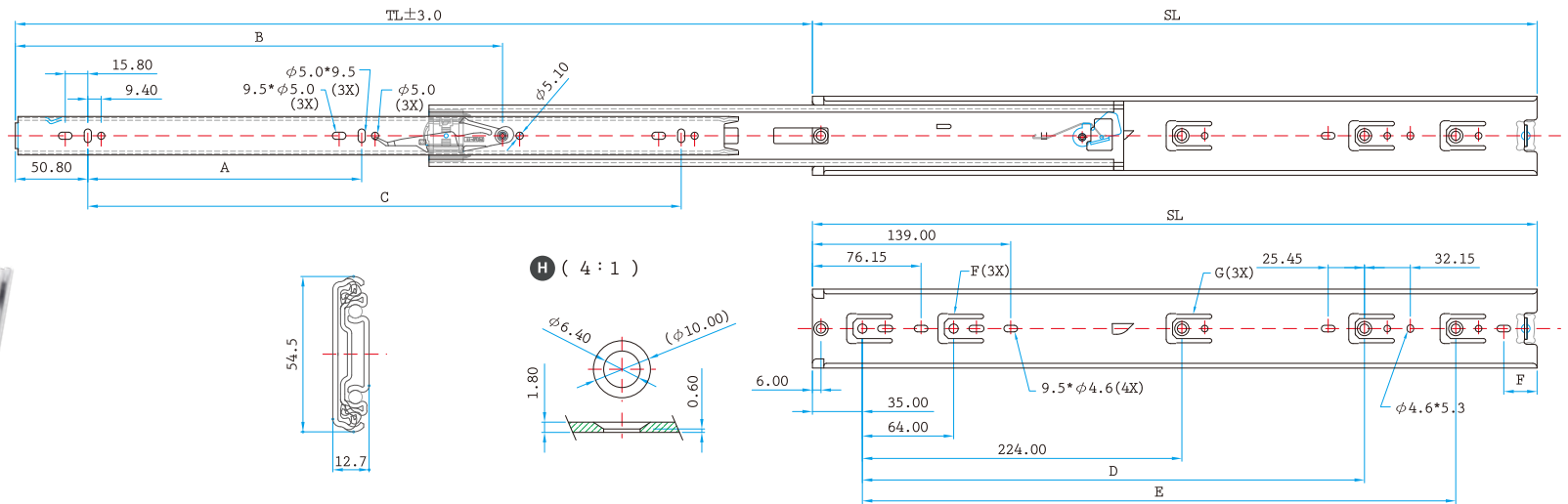
**Option** | Black zinc plated. 1" over-travel.

SIZE	SL	TL	A	B	C	D	E	F	G	H	J	K	L	M
10" (250mm)	254.25	254.0			160.0		18.0					170.9		
12" (300mm)	305.05	304.8	224.0					139.0				96.0	128.0	15.8
14" (350mm)	355.85	355.6	224.0			46.6	18.0	139.0				128.0	128.0	15.8
16" (400mm)	406.65	406.4	224.0	288.0		33.4	18.0	139.0				160.0	160.0	15.8
18" (450mm)	457.45	457.2	224.0	352.0			18.0	139.0	44.0	25.45	32.15	160.0	192.0	15.8
20" (500mm)	508.25	508.0		352.0	416.0		18.0	139.0	44.0	25.45	32.15	192.0	224.0	15.8
22" (550mm)	559.05	558.8	224.0	352.0	416.0	57.8	18.0	139.0	44.0	25.45	32.15	224.0	256.0	15.8
24" (600mm)	609.85	609.6	224.0	352.0	480.0	44.8	18.0	139.0		25.45	32.15	256.0	256.0	15.8
26" (650mm)	660.65	660.4	224.0	352.0	544.0		18.0	139.0	44.0	25.45	32.15	256.0	320.0	15.8
28" (700mm)	711.45	711.2	224.0	352.0	544.0	82.2	18.0	139.0	44.0	25.45	32.15	256.0	352.0	15.8

## Detent Open

# NJ-81A14

## Detent Open



**Mounting** | Side mount.

**Side Clearance** | 1/2"(12.7 mm)+1/16"

**Height** | 2-25" (54.5 mm)

**Loading** | 150 pound (68kgs) class.

**Size** | 15.75", 18", 20", 30"

**Feature |** Heavy-duty full extension, quick release triggers allow for quick drawer removal, anti-rebound bumpers, non-handed slide member. Detent open device incorporated.

**Finish** | Zinc plated.

**Packing** | 5 prs per box.

**Option |** Black zinc plating, face frame backs sockets.

SIZE	SL	TL	A	B	C	D	E	F
15.75" (400mm)	400.05	450.85	128.00	302.75	192.00		320.00	
18" (450mm)	457.20	508.00	160.00	328.15	192.00	352.00		
20" (500mm)	508.00	558.80	192.00	353.55	224.00	352.00	416.00	
30" (750mm)	762.00	812.80	256.00	480.55	352.00	416.00	576.00	55.80



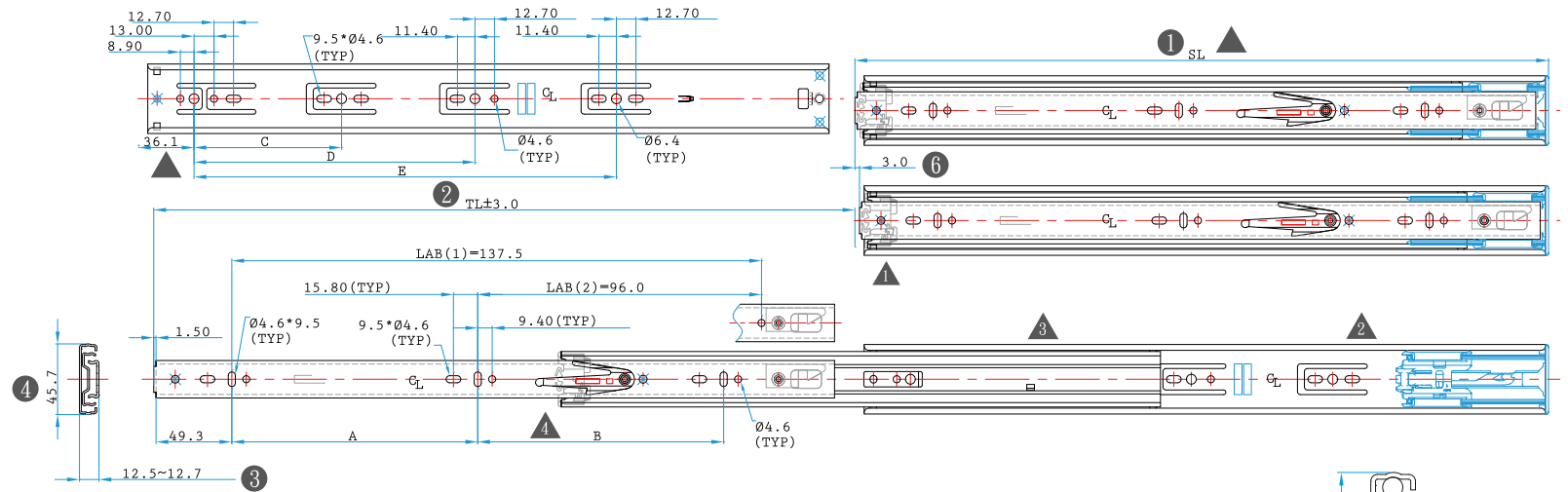
# Touch to Open



Repon refined touch-to-open features correct action and high loading performance. The minimum stroke to actuate is 5mm. The drawer bounce can reach 2/3 of the drawer depth with proper loading.

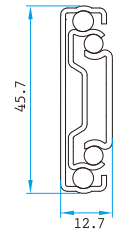
## Touch to Open

**100#**  
pound class (45 kgs)



**Option** | black zinc plated, white e coating

SIZE	SL	TL	A	B	C	D	E
10" (250mm)	251.0	230.0	LAB(1)		80.0		
12" (300mm)	301.0	304.8	96.0	LAB(2)		136.0	
14" (350mm)	351.0	355.6	96.0	128.0		192.0	
16" (400mm)	401.0	406.4	128.0	144.0		128.0	240.0
18" (450mm)	451.0	457.2	160.0	160.0		128.0	288.0
20" (500mm)	501.0	508.0	192.0	160.0		192.0	336.0
22" (550mm)	551.0	558.8	224.0	192.0	224.0		384.0
24" (600mm)	601.0	609.6	224.0	224.0	256.0		432.0
26" (650mm)	651.0	660.4	256.0	256.0	288.0		486.0
28" (700mm)	701.0	711.2	256.0	320.0	320.0		544.0



## Touch to Open



**Option |** black zinc plating

SIZE	A	B	C	D	E	F	SL	TL
12" (300mm)	150.0						300.0	304.8
14" (350mm)	200.0						350.0	355.6
16" (400mm)	96.0	128.0	32.0		128.0		400.0	406.4
18" (450mm)	128.0	128.0	32.0	32.0	128.0		450.0	457.2
20" (500mm)	160.0	128.0	32.0	32.0	160.0	96.0	500.0	508.0
22" (550mm)	160.0	192.0	32.0	32.0	160.0	128.0	550.0	558.8
24" (600mm)	192.0	192.0	32.0	32.0	224.0	128.0	600.0	609.6
26" (650mm)	224.0	224.0	32.0	32.0	224.0	160.0	650.0	660.4
28" (700mm)	256.0	256.0	32.0	32.0	256.0	192.0	700.0	711.2

# Front Interlock



Interlock ( anti-tilt ) mechanism is one of the essential functions required by lateral file cabinet or any storage might tilt and fall on the end-users with 2 drawers being opened together. The delicate interlock design allows a single drawer being opened at one time. Furthermore, it can be deemed as a drawer locking mechanism with the additional actuator device. The front located mechanism provides the extremely easy access for installation. Repon's front interlock mechanism is genuinely the one stone for 2 birds solution providing safety to the lateral file-cabinet users at most reasonable costs in comparison with traditional interlock system.

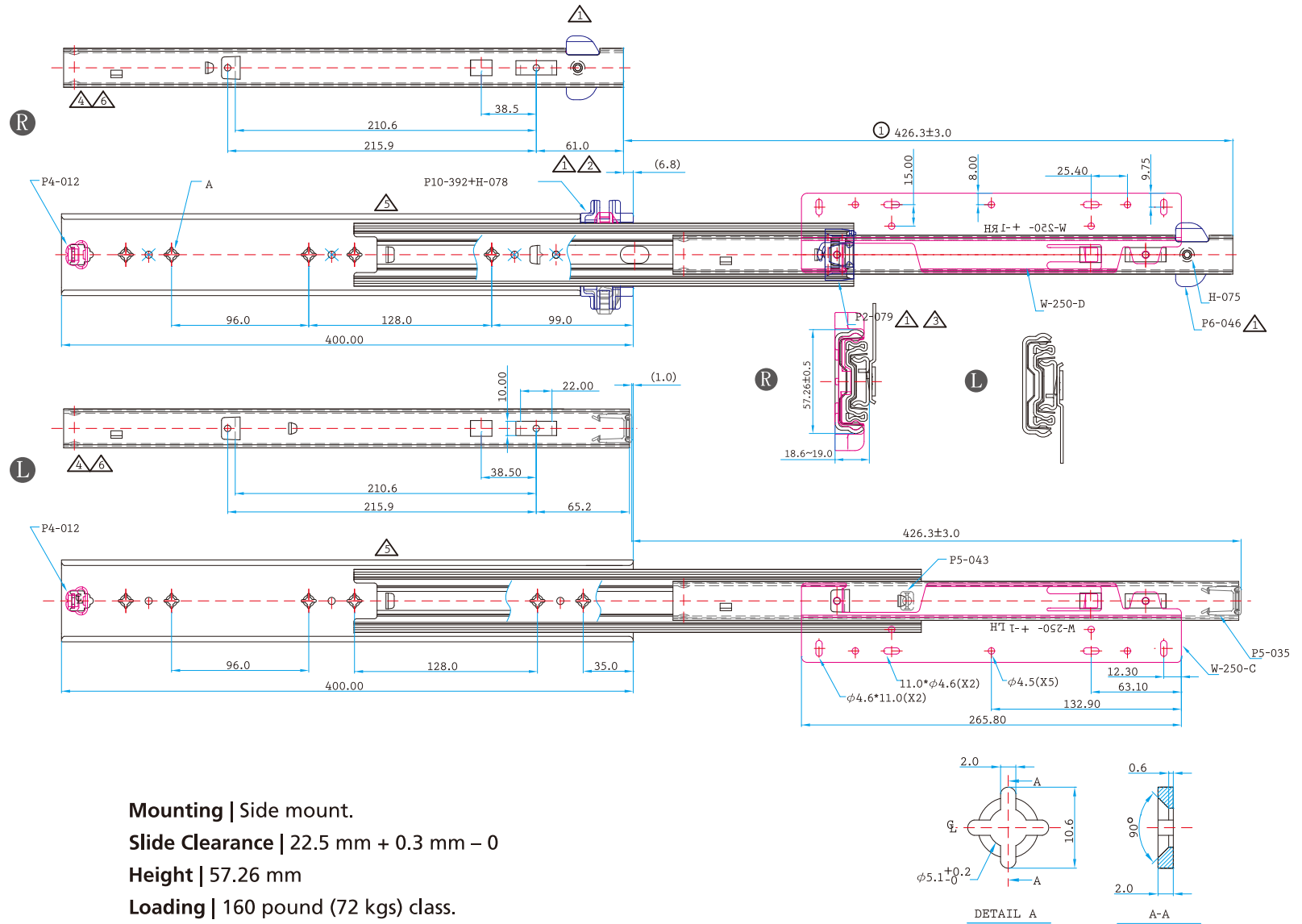
# NJ-77Q09

Front Interlock (Anti-tilt)

160#  
pound class (72 kgs)



64

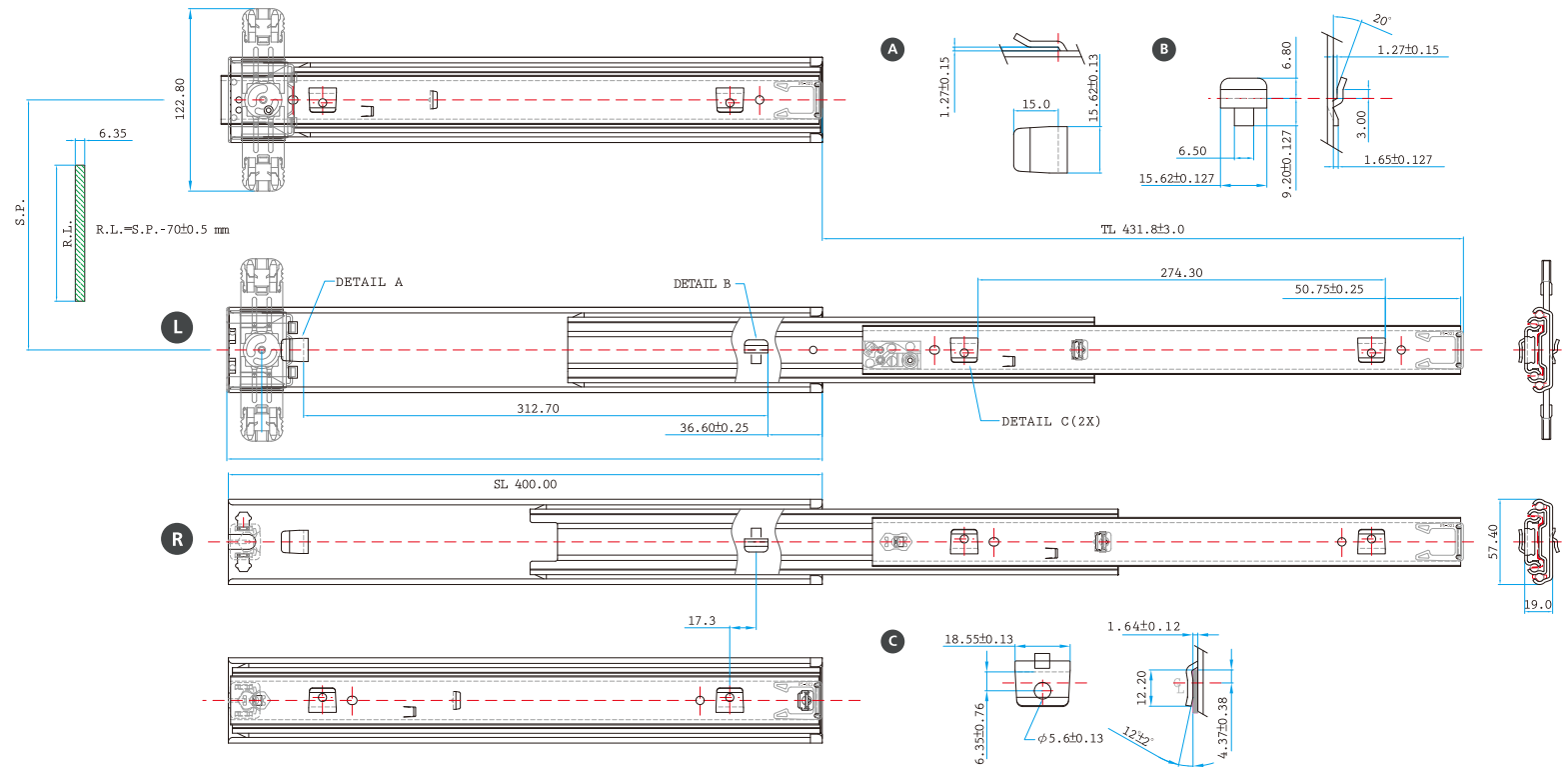


# Rear Interlock



Interlock ( anti-tilt ) mechanism is one of the essential functions required by lateral file cabinet or any storage might tilt and fall on the end-users with 2 drawers being opened together. The delicate interlock design allows a single drawer being opened at one time. Furthermore, it can be deemed as a drawer locking mechanism with the additional cable based-actuator device. Repon's rear interlock mechanism is genuinely the one stone for 2 birds solution providing safety to the lateral file-cabinet users at most reasonable costs in comparison with traditional interlock system.

### Rear Interlock (Anti-tilt)



**Side Clearance** | 19.0 mm plus 1/64", minus 0 each size

**Loading** | 160 pound (72kgs) class

**Feature** | Bayonet mount, rear interlock.

**Packing** | Bulk packaging.

**Option** | Black zinc plated, black e coating.

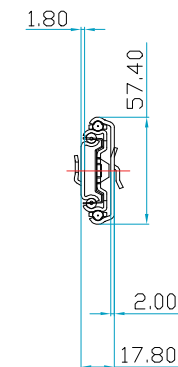
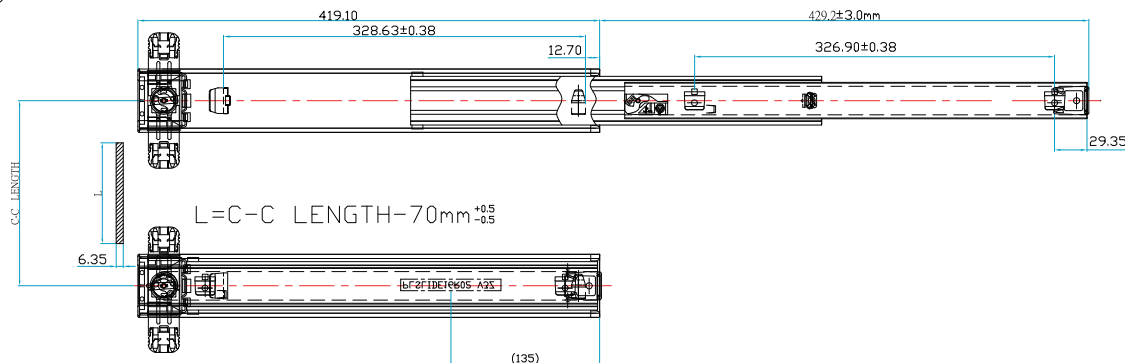


## NJ-77K01

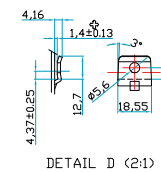
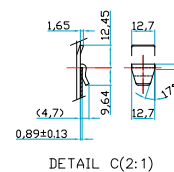
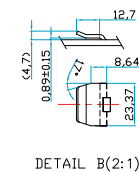
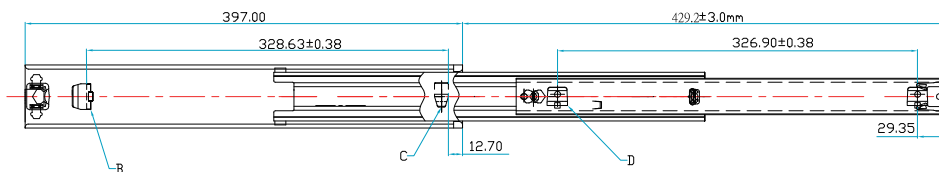
Rear Interlock (Anti-tilt)



(L)



(R)



**Mounting** | Side mount.

**Side Clearance** | 18.0 mm plus 1/64", minus 0 each size

**Height** | 57.4 mm

**Loading** | 160 pound (72kgs) class

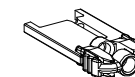
**Size** | 419.10 mm

**Feature** | Bayonet mount, rear interlock.

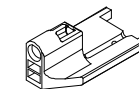
**Finish** | Zinc plated.

**Packing** | Bulk packaging.

**Option** | Black zinc plated, black e coating.



PHRTABST  
(RP NO.P4-075)



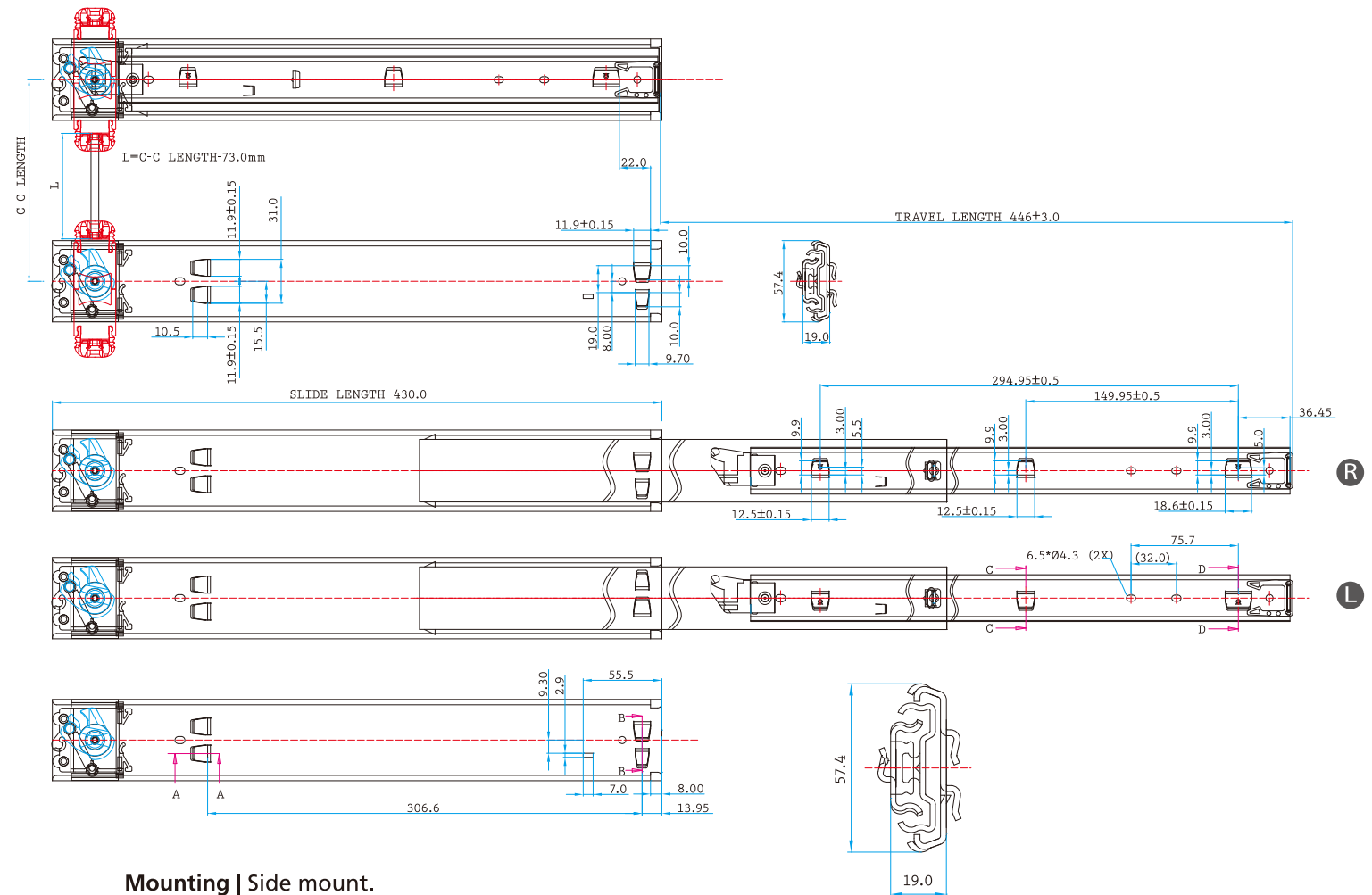
PHRTABOF  
(RP NO.P4-057)



## NJ-78A02

Rear Interlock  
(Anti-tilt) w/self close

**160#**  
pound class (72 kgs)



**Mounting** | Side mount.

**Slide Clearance** | 19.0 mm plus 1/64", minus 0 each side.

**Height** | 57.4 mm

**Loading** | 160 pound (72 kgs) class.

**Size** | 430 mm

**Feature** | Bayonet mount, rear interlock w/self close to cope with unlevel ground, low deflection.

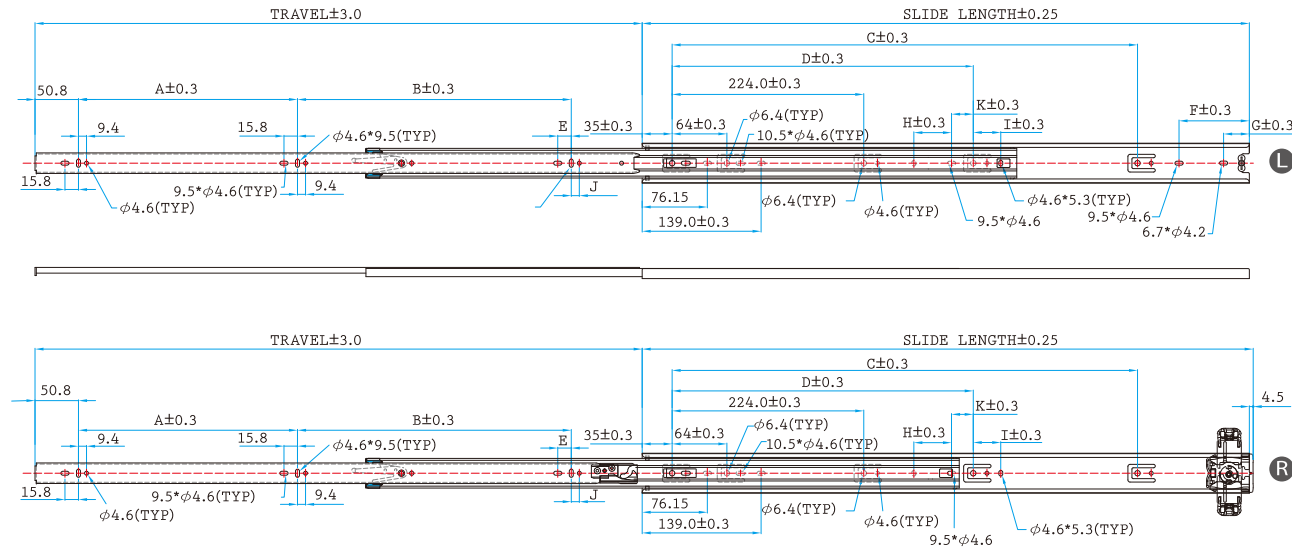
**Option** | None.

## Rear Interlock

# NJ-87001

Rear Interlock (Anti-tilt)

100#  
pound class (45 kgs)



**Mounting |** Side mount.

**Slide Clearance |** 12.8 mm plus 0.76 mm, minus 0 each side.

**Height |** 46.7 mm

**Loading |** 100 pound (45 kgs) class (based on single side interlock) .

**Size |** 14" (350 mm) through 28" (700 mm) in 2" (50 mm) increment.

**Feature |** Rear interlock mechanism, 32 mm hole pattern, easy access windows to reach each hole on cabinet member in closed position, breather tab self adjustment to accommodate variation in side clearance, release trigger for quick drawer removal.

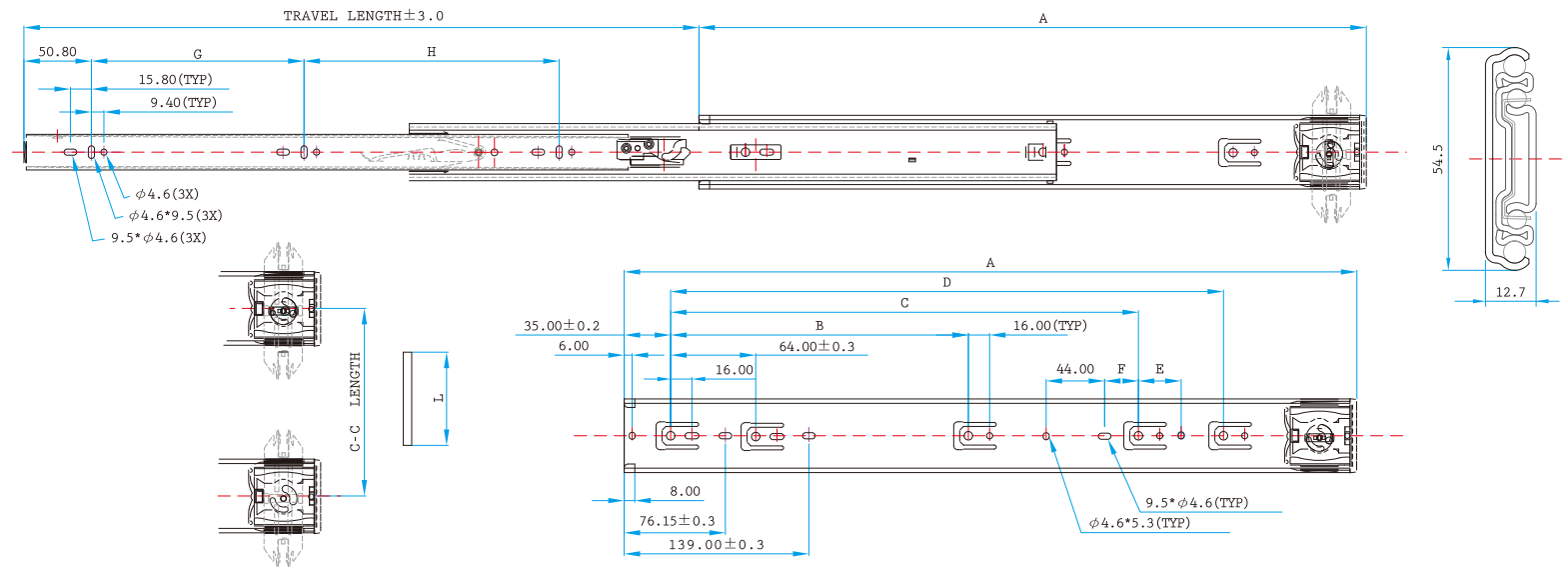
**Option |** None.

SIZE	SL	TL	A	B	C	D	E	F	G	H	I	J	K
14" (350mm)	355.60(14.000)	355.60(14.000)	96.00(3.779)	128.00(5.039)				46.60(1.834)	18.00(0.708)			9.40(0.370)	
16" (400mm)	406.40(16.000)	406.40(16.000)	128.00(5.039)	160.00(6.299)		288.00(11.338)	15.80(0.622)	33.40(1.314)	18.00(0.708)				
18" (450mm)	457.20(18.000)	457.20(18.000)	160.00(6.299)	160.00(6.299)		320.00(12.598)	15.80(0.622)		18.00(0.708)	44.00(1.732)		9.40(0.370)	25.45(1.002)
20" (500mm)	508.00(20.000)	508.00(20.000)	192.00(7.559)	192.00(7.559)		352.00(13.858)	15.80(0.622)		18.00(0.708)	44.00(1.732)	32.15(1.265)	9.40(0.370)	25.45(1.002)
22" (550mm)	558.80(22.000)	558.80(22.000)	192.00(7.559)	224.00(8.819)	416.00(16.377)	352.00(13.858)	15.80(0.622)	57.80(2.275)	18.00(0.708)	44.00(1.732)	32.15(1.265)		25.45(1.002)
24" (600mm)	609.60(24.000)	609.60(24.000)	224.00(8.818)	256.00(10.078)	480.00(18.897)	352.00(13.858)	15.80(0.622)	44.80(1.763)	18.00(0.708)	44.00(1.732)	32.15(1.265)	9.40(0.370)	25.45(1.002)
26" (650mm)	660.40(26.000)	660.40(26.000)	256.00(10.078)	288.00(11.338)	554.00(21.811)	352.00(13.858)	15.80(0.622)		18.00(0.708)	44.00(1.732)	32.15(1.265)		25.45(1.002)
28" (700mm)	711.20(28.000)	711.20(28.000)	256.00(10.078)	320.00(12.598)	554.00(21.811)	352.00(13.858)	15.80(0.622)	82.20(3.236)	18.00(0.708)	44.00(1.732)	32.15(1.265)	9.40(0.370)	25.45(1.002)



## NJ-87A01

Rear Interlock (Anti-tilt)



**Mounting** | Side mount

**Side Clearance** | 1/2" (12.7mm) plus 1/32" minus 0" each side

**Height** | 54.5 mm

**Loading** | 130 pound (60kgs) class ( based on single side interlock )

**Size** | 16" (400mm) through 28" (700mm) in 2" (50mm) increment

**Feature** | Rear interlock mechanism, 32mm hole pattern. Easy access windows to reach each hole on cabinet member in closed position. Breather tab self adjustment to accommodate variation in side clearance, release trigger for quick drawer removal.

**Finish** | Zinc plated.

**Packing** | 15 pairs individually poly bagged per box, no screws attached.

**Option** | Black zinc plated, black e coating, lock adapter.

SIZE	TL	A	B	C	D	E	F	G	H
16" (400mm)	406.4	406.4		288.0			25.45	128.0	128.0
18" (450mm)	457.2	457.2	192.0	320.0		32.15	25.45	160.0	160.0
20" (500mm)	508.0	508.0	192.0	320.0	384.0	32.15	25.45	160.0	192.0
22" (550mm)	558.8	558.8	192.0	320.0	416.0	32.15	25.45	192.0	224.0
24" (600mm)	609.6	609.6	224.0	352.0	480.0	32.15	25.45	224.0	256.0
26" (650mm)	660.4	660.4	224.0	384.0	544.0	32.15	25.45	256.0	256.0
28" (700mm)	711.2	711.2	224.0	416.0	576.0	32.15	25.45	288.0	256.0



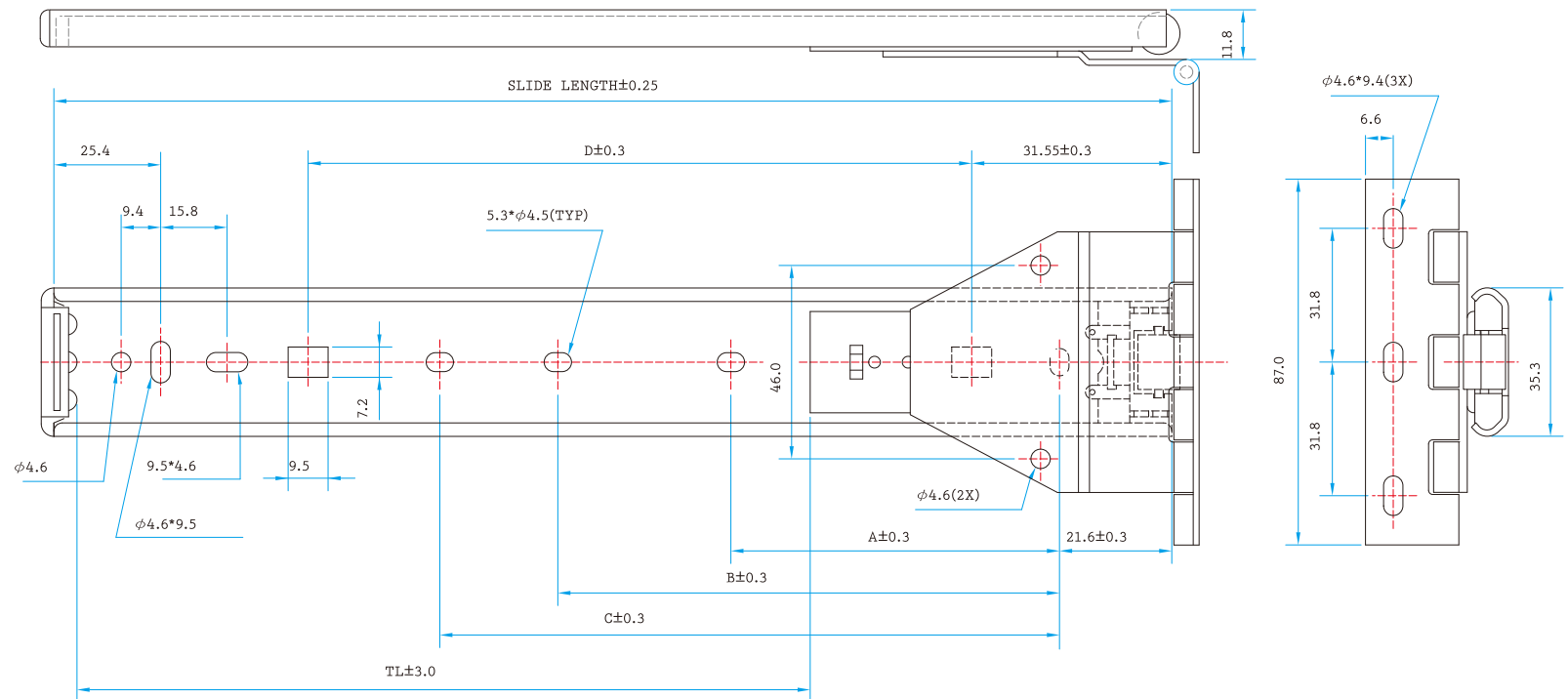
# Flipper Door



One of the classical functions of ball bearing slides. Butterfly hinge integrated with the slides allows flipper door to be retracted into the case.

## Flipper Door Slides

**20#**  
pound class (9 kgs)



**Mounting** | Hinge is mounted to the cabinet top, slide is mounted to door.

**Slide Clearance | 3/8" (9.8 mm).**

**Loading** | 20 pound (9 kgs) class.


**Size** | 12", 13", 14", 16", 18", 20", 22", 24"

**Feature** | Built-in straight hinge for 3/4" thick panels, Over the top mounting.

**Option |** Mounting screws, under the top brackets, L shaped hinge NJ27006, screw mounting wings NJ27007.

SIZE	SL	TL	A	B	C	D
12" (300mm)	301.8	214.2		77.6	156.5	200.5
13" (325mm)	327.2	239.6	103.4		181.69	225.9
14" (350mm)	352.6	265.0	103.4	128.4	207.3	251.3
16" (400mm)	403.4	315.8	103.4	179.2	258.1	302.1
18" (450mm)	454.2	366.6	103.4	230.0	308.9	352.9
20" (500mm)	505.0	417.4	103.4	280.0	359.7	403.7
22" (550mm)	555.8	468.2	103.4	331.6	410.5	454.5
24" (600mm)	606.6	519.0	103.4	382.4	461.3	505.3

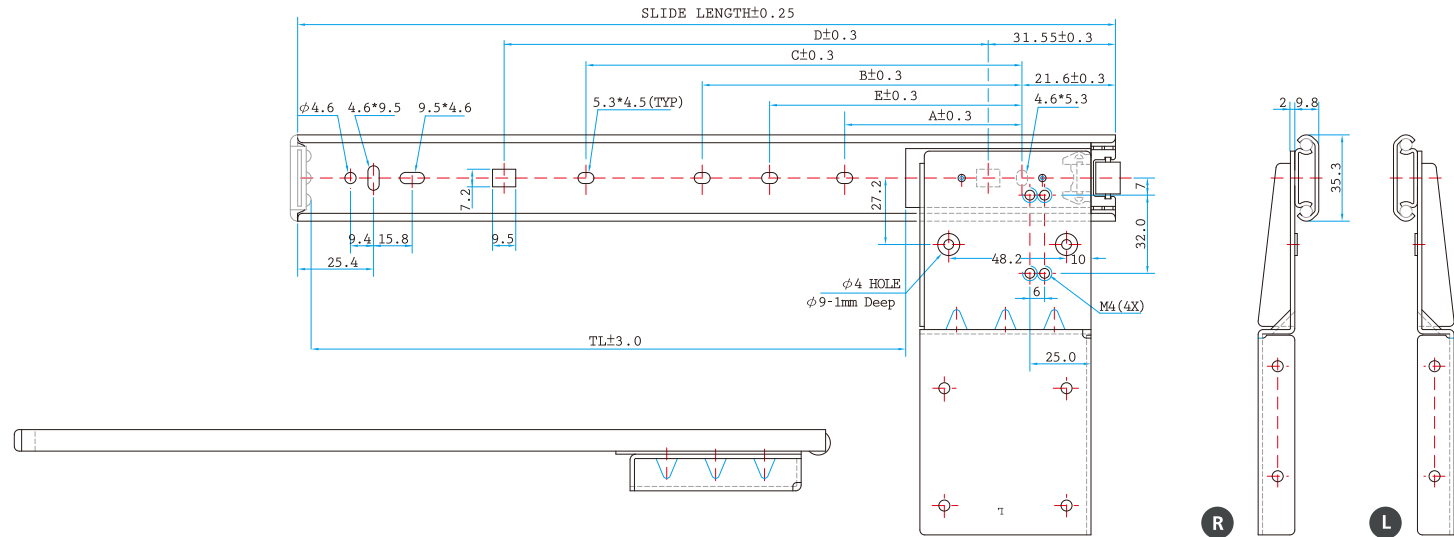
# Pocket Door



One of the classical functions of ball bearing slides. The special mounting plate allows slides to utilize half-overlay hinge for inset door. The door can be retracted to save space.

# NJ-28009

## Pocket Door Slides



**Mounting** | Slide is mounted to the cabinet side panel.

**Side Clearance** | Minimum 1/16" (1.5mm) between door and cabinet.

**Loading** | 25 pound (11kgs) class.

**Size** | 12", 14", 16", 18", 20", 22", 24", 26"

**Feature** | Designed to use wooden follower strip. Anti-sagging support rollers. Door hold-out feature. Maximum door height is recommended to 48". Wooden follower strip and half overlay hinge are recommended.

**Finish** | Zinc plated.

**Packing** | Bulk pack, 20 pairs individually poly-packaged, no screws.

**Option** | Black zinc plated, Guide roller and screw package.

SIZE	SL	TL	A	B	C	D	E
12" (300mm)	302.05	214.2		77.6	156.5	200.5	
14" (350mm)	352.85	265.0	103.4	128.4	207.3	251.3	
16" (400mm)	403.65	315.8	103.4	179.2	258.1	302.1	
18" (450mm)	454.45	366.6	103.4	230.0	308.9	352.9	
20" (500mm)	505.25	417.4	103.4	280.8	359.7	403.7	
22" (550mm)	556.05	468.2	103.4	331.6	410.5	454.5	
24" (600mm)	606.85	519.0	103.4	382.4	461.3	505.3	
26" (650mm)	657.65	569.8	103.4	433.2	512.1	556.1	160.0



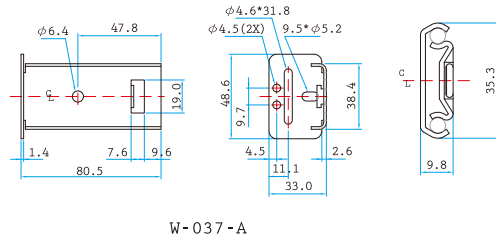
# Center Mounting



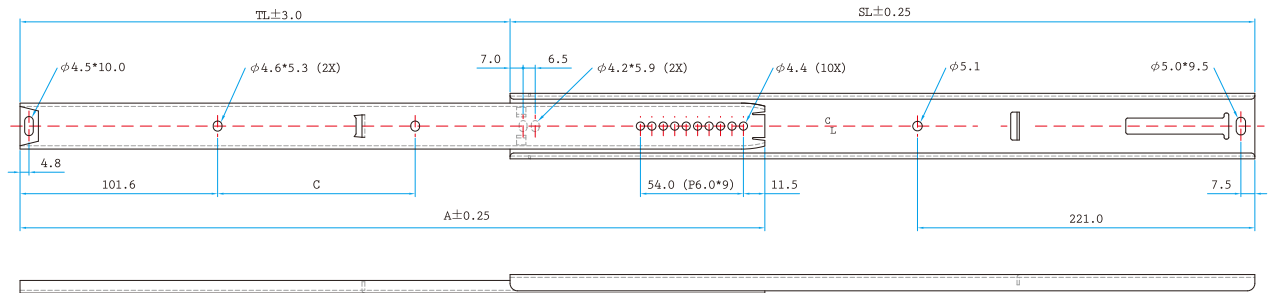
One of the classical functions of ball bearing slides. The most economical method to utilize ball bearing slides with only one piece of slide being flat-mounted in the center of the drawer. Supplemental supporting tacks are recommended to mount on the lower corner of cabinet opening to stabilize the drawer. Length adjustable brackets can adapt to the case deeper than slide length.

## NJ-22004

### Center Mounting Slides



W-037-A



**Mounting** | Flat mount.

**Side Clearance** | 1/8" (3mm) each side.

**Height** | 3/8" (9.8mm)

**Loading** | 25 pound (11kgs) class.

**Size** | 10", 12", 14", 15", 16", 17", 18", 19", 20", 22", 24"

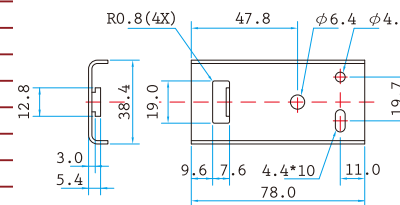
**Feature** | For limited side clearance applications. Friction disconnection for drawer removal. Rear mounting bracket for length adjustment.

**Finish** | Zinc plated.

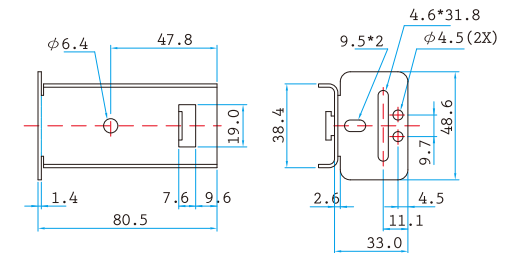
**Packing** | 50 pieces individually poly-packaged, no screws.

**Option** | Black zinc plated. L shaped or flat type rear mounting bracket. NJ-22012 (hole pattern is different from NJ-22004).

SIZE	SL	TL	A	C
10" (250mm)	251.25	165.2	250.75	
12" (300mm)	302.05	216.0	301.55	101.6
14" (350mm)	352.85	266.7	352.35	101.6
15" (375mm)	378.25	266.7	377.75	101.6
16" (400mm)	403.65	304.8	403.15	101.6
17" (425mm)	429.05	307.0	428.55	101.6
18" (450mm)	454.45	317.5	453.95	101.6
19" (475mm)	479.65	352.9	479.15	101.6
20" (500mm)	505.25	368.3	504.75	101.6
22" (550mm)	556.05	419.1	555.55	101.6
24" (600mm)	606.85	444.5	606.35	101.6



W-030-A



W-036-A

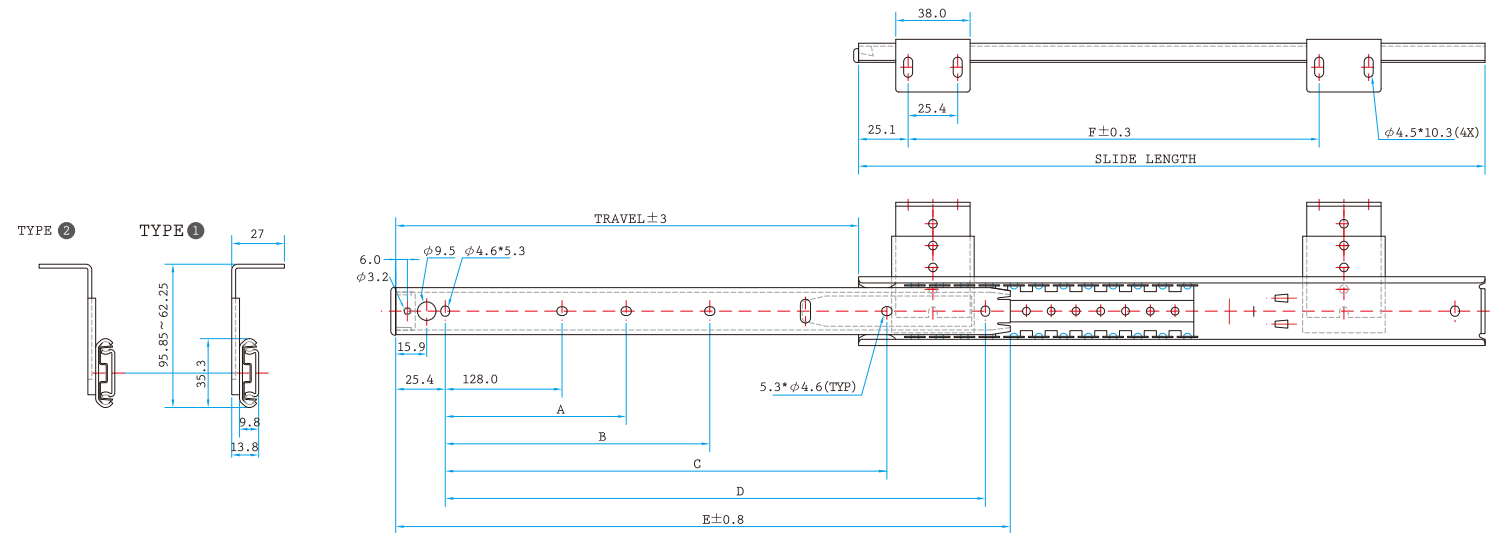
# Under counter



One of the classical functions of ball bearing slides. There are numerous bracket designs from Repon product line for customer's option, either in-board or out-board, fixed-length bracket or adjustable bracket. You may easily find your ideal bracket design for under counter application at Repon.

# NJ-23021

## Under Counter Slides



**Mounting** | Side mount of drawer members, bottom mount of cabinet members on underside of desk or table by adjustable brackets.

**Side Clearance** | 1/16" of inboard position, 1-17/32" of outboard position each side.

**Height** | 2-29/64" to 3-99/128" of overall adjustable height.

**Loading** | 50 pound (22kgs) class.

**Size** | 12", 14", 16", 18", 20", 22", 24"

**Feature** | 4 different adjustable heights and can be reversed for inboard or outboard mounting bracket. Metal latch for positive out lock and easy removal. Safety protection bumper design.

**Finish** | Zinc plated.

**Packing** | 25 pairs individually poly-packaged with M4 screws in box.

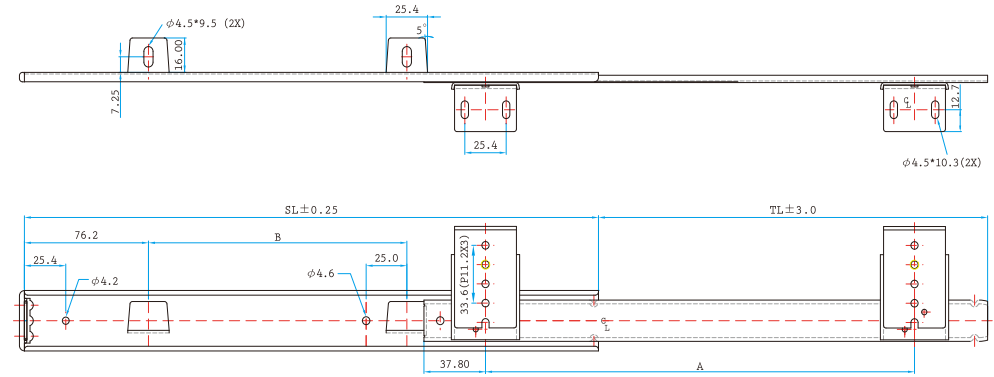
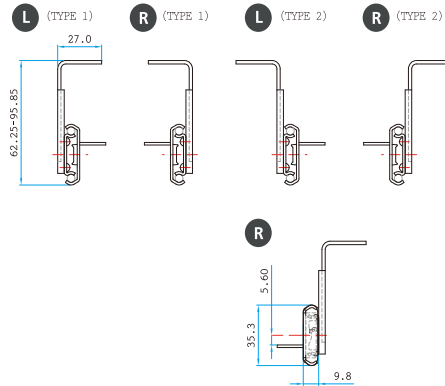
**Option** | Black zinc plated. Mounting screws.

SIZE	SL	TL	A	B	C	D	E	F
12" (300mm)	301.8	199.0			212.3		299.7	215.9
14" (350mm)	352.6	249.5			263.1		350.5	215.9
16" (400mm)	403.4	300.0			313.9		401.3	215.9
18" (450mm)	454.2	330.5	256.0		343.6	401.3	452.1	215.9
20" (500mm)	505.0	381.0	256.0		394.4	452.1	502.9	215.9
22" (550mm)	555.8	406.0	256.0		419.8	502.9	553.7	419.1
24" (600mm)	606.6	431.5	256.0	352.0	445.2	553.7	604.5	419.1



# NJ-26016

## Under Counter Slides



**Mounting** | Bottom mount on shelf tabs of outer members, inner members mount to the underside of desk or table by mounting brackets.

**Side Clearance** | 1-1/16" of inboard position, 1-17/32" of outboard position each side.

**Height** | 2-29/64" to 3-99/128" of overall adjustable height.

**Loading** | 50 pound (22kgs) class.

**Size** | 12", 14", 16", 18", 20", 22", 24"

**Feature** | Hold-out design holds keyboard in open position. Hold-in design to prevent bounce back. Shelf tabs design for easy drop-mounting. 4 different adjustable heights, mounting bracket.

**Finish** | Zinc plated.

**Packing** | 40 pieces LH or RH individually poly-packaged, no screws.

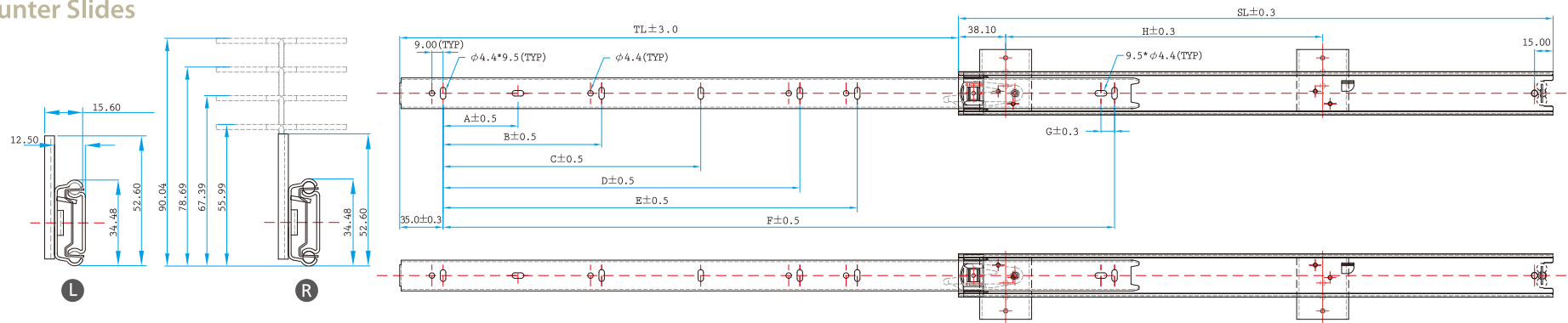
**Option** | Black zinc plated, Mounting screws.

SIZE	SL	TL	A	B
12" (300mm)	302.05	201.0	212.7	107.9
14" (350mm)	352.85	239.0	263.5	158.7
16" (400mm)	403.65	277.0	314.3	184.1
18" (450mm)	454.45	315.0	365.1	209.5
20" (500mm)	505.25	353.0	415.9	260.3
22" (550mm)	556.05	391.0	415.9	311.1
24" (600mm)	606.85	442.0	415.9	361.9



# NJ-41K08

Under Counter Slides



**Mounting** | Side mount of drawer members, under the surface for cabinet member.

**Side Clearance** | 1/2" (12.7mm) +1/16"

**Height** | Overall heights is adjustable from 55.99 mm to 90.04 mm

**Loading** | 75 pound (34kgs) class.

**Size** | 300 mm through 700 mm at 50 mm increment.

**Feature** | 32 mm hole pattern, quick-release trigger for easy drawer removal, hold open, height adjustable brackets for both outboard, inboard applications and anti-rebound bumpers.

**Finish** | Zinc plated.

**Packing** | 10 pairs per box, poly bagged on each pair. with screws and brackets.

**Option** | Black zinc plating.

SIZE	SL	TL	A	B	C	D	E	F	G	H
12" (300mm)	300.0	205.0	60.5					242.0	11.0	215.9
14" (350mm)	350.0	260.0	60.5	128.0				242.0	11.0	224.0
16" (400mm)	400.0	281.0	60.5	128.0				342.0	11.0	215.9
18" (450mm)	450.0	331.0	60.5	128.0	192.0			392.0	11.0	215.9
20" (500mm)	500.0	376.0	60.5	128.0	224.0			442.0	11.0	292.1
22" (550mm)	550.0	415.0	60.5	128.0	224.0	288.0		492.0	11.0	292.1
24" (600mm)	600.0	451.0	60.5	128.0	224.0	320.0		542.0	11.0	292.1
26" (650mm)	650.0	488.0	60.5	128.0	224.0	320.0	544.0	542.0	11.0	419.1
28" (700mm)	700.0	526.0	60.5	128.0	224.0	288.0	384.0	642.0	11.0	419.1





## Head Office & Taipei Facility :

### Nan Juen International Co.,Ltd.

No. 11 , Aly. 52, Ln. 413 Yingtao Rd.,  
Yingge Dist., New Taipei City 239, Taiwan (R.O.C)  
Tel : +886-2-2677-7429 (Rep.) Fax : +886-2-2677-7142  
E-mail : sales@repon.com.tw

## Yunlin Technology Industrial Park :

No.40, Kegen 7th Rd, Douliu City, Yunlin Country, 64064, Taiwan, R.O.C  
Tel : +886-5-557-6161  
Fax : +886-5-557-5556

## Suzhou Subsidiary :

### Suzhou Nan Juen Trade Co., Ltd.

No. 70, Zhongshan East Rd., Mudu Town,  
Wuzhong District, Suzhou, China.  
Tel : +86-512-6636-8066 (Rep.)  
Fax : +86 -512-6636-6966