

# PRODUCT DESCRIPTION



*Slides into your Life!*



## **NAN JUEN INTERNATIONAL CO., LTD.**

NO.2, Dazhi Road, Taoyuan Dist, Taoyuan City 330,  
Taiwan (R.O.C.)

T +886 3 3642 777 (Rep.)    F +886 3 3762 777  
E sales@repon.com.tw

## **REPON INDUSTRIAL (SUZHOU) CO., LTD.**

NO.70 Zhong-Shan East Road, Mu-Du Town,  
Wu-Zhong District, Suzhou China

T +86 512 6636 2389 (Rep.)    F +86 512 6636 6966  
E sales@repon.com.tw

[www.repongroupp.com](http://www.repongroupp.com)



# CONTENTS

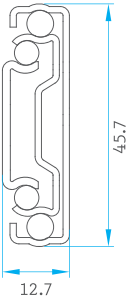
02-03

ABOUT  
REPON SLIDES



04-07

RECOMMENDED  
PRODUCTS



14-15

UNDERMOUNT  
SLIDE



08-13

PROFILE  
OVERVIEW

16-19

SIDEMOUNT  
SLIDE



24

MORE THAN  
STANDARD  
PRODUCTS



20-23

TOTAL  
SOLUTION

# THE NAME OF BALL-BEARING SLIDES

REPON is the brand leader in developing, manufacturing, and marketing of high-quality Slides. We supply premium quality slides to different industries and distributors around the world. REPON has strong engineering capabilities, which enables us to win over 100 Patents (including domestic & international) worldwide, and still growing further. Our Leading-edge technologies lead us to customize the products and win the trusts of customers around the world!

In over 45 years, REPON starts from a small workshop to a group of 3 individual manufacturing Facilities with over 900 employees in both Taiwan and China.

Repon designs, manufactures, packages, and delivers products to the customers in different fields including **OFFICE FURNITURE, KITCHEN CABINETRY, TOOLBOX, HOME APPLIANCES, ELECTRICAL APPLIANCES, AND SERVERS... ETC.**

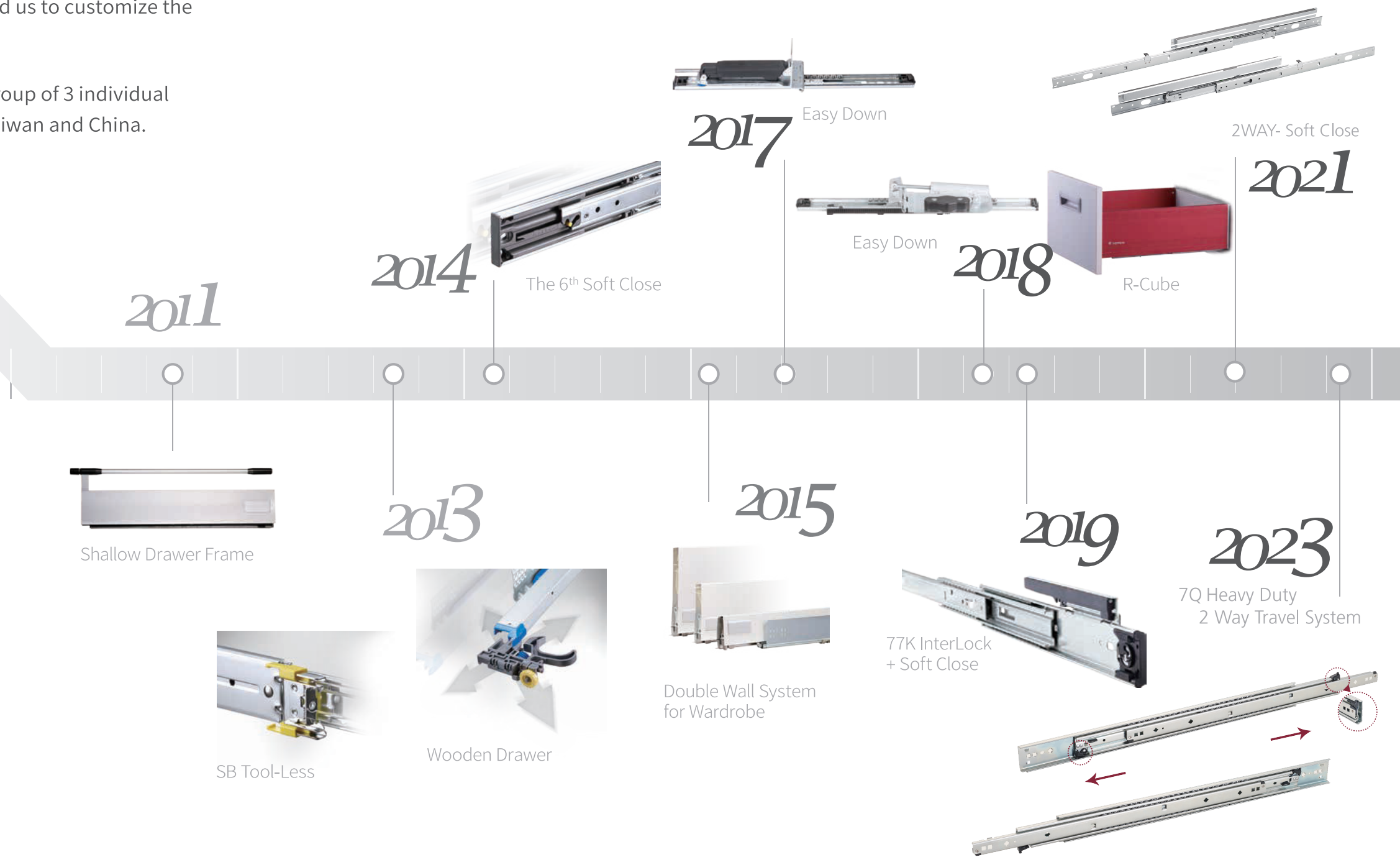
The reason why REPON stands out from the crowd is by having complete product line and Strong engineering force. We continue to provide the better services and technologies, In the hope to grow stronger and further with our customers.

REPON, the name of Ball-Bearing Slides, is ready to head to our next 4 decades!

*Slides into your Life!*



**TAIWAN EXCELLENCE**





# A5K

**NEW UNDERMOUNT CONCEALED SLIDES!**

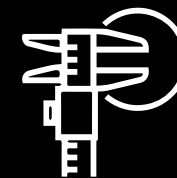


New version provides a better movement, enhanced deflection performance and seamlessly soft closing.



### SAFE

Drawer anti lifting  
Preventing accidental drawer lift by unique quick removal handle lock design.



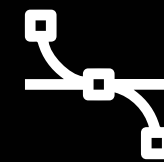
### PRECISE

Height and side four way adjustment  
Adjusting drawer panel clearance easily with precise handle design.



### STRONG

1.2 mm thickness of drawer member.  
Slight deflection with stronger drawer support strength.



### SMOOTH

6 cm travel length of soft close stroke.  
Extremely silent and effortless drawer movement with exclusive dry-damper technology.





### NEW CHOICE

A5K Under Mount Can Work with wooden drawer or Repon's slim drawer, V-Line or R-Cube.

# SLIM DRAWER SYSTEM

## V-LINE



Thickness | 13 mm side wall

Color |  For 16 mm Bottom panel

For 18 mm Bottom panel



# WOODEN DRAWER SYSTEM

## WOODEN DRAWER



<b>Function</b>	<input type="checkbox"/> Soft Close	<input type="checkbox"/> Soft Close & Push to Open	
<b>Construction</b>	<input type="checkbox"/> Frameless	<input type="checkbox"/> Faceframe	
<b>Drawer Side</b>	<input type="checkbox"/> 16mm ( $\frac{5}{8}$ inch)	<input type="checkbox"/> 18mm ( $\frac{3}{4}$ inch)	
<b>Adjustment</b>	<input type="checkbox"/> 1D	<input type="checkbox"/> 2D	<input type="checkbox"/> 3D

# SLIM DRAWER SYSTEM

## R-CUBE

R Cube aims to elevate the application and value of the drawer, and change your perception regarding a drawer from now on.

The drawer will not just serve as the storage but as part of the decoration which shows your taste, style and status. The beautiful one-piece profile offers a clean, stylish and streamlines façade, which is formed out of the special aluminum mostly being used in aviation.

| Color |

We provide you with more than just products. REPON has noticed that it can provide you with a higher quality of life.

REPON R Cube provides a distinctive drawer solution. If you have a demand for high quality, don't miss it.

# END VIEW PROFILE

### SLIDE MOUNT

NJ-4000(75lb/34Kgs)  
NJ-4K(75lb/34Kgs)

NJ-3A(75lb/34Kgs)  
NJ-3000(100lb/45Kgs)  
NJ-3J(100lb/45Kgs)  
NJ-3D(100lb/45Kgs)

NJ-8000(130lb/60Kgs)  
NJ-8A(130lb/60Kgs)

### HEAVY DUTY

NJ-7A ( 180lb/80Kgs)  
NJ-7K ( 180lb/80Kgs)  
NJ-7000 ( 200lb/90Kgs)  
NJ-7Q ( 300lb/140Kgs)  
NJ-7J ( 400lb/180Kgs)

### UNDERMOUNT

Concealed slide for Metal Box.  
A58 series (75lb/35Kgs)

Concealed slide for Slim wall.  
A5K series (75lb/35Kgs)

### INDUSTRIAL SLIDE

Pocker Door  
Flipper Door  
Interlock  
Detent force adjustment

### CLOUD BUSINESS

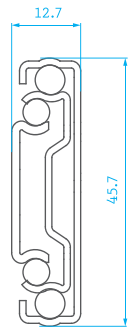
Loading 50lb  
75lb  
100lb  
176lb

For chassis width 430, 434, 438mm or even wider.

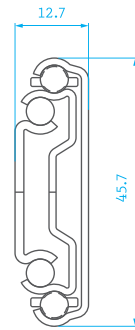


### SLIDE MOUNT

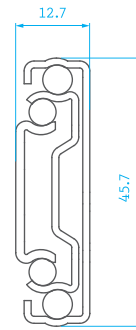
NJ-3000 ( 100lb / 45Kgs )



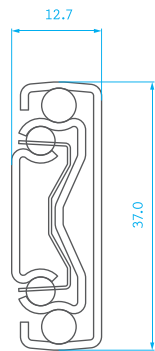
NJ-3J ( 100lb / 45Kgs )



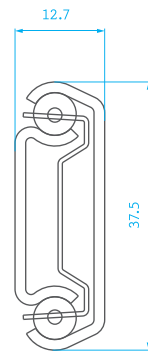
NJ-3D ( 100lb / 45Kgs )



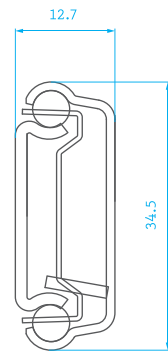
NJ-3A ( 75lb / 34Kgs )



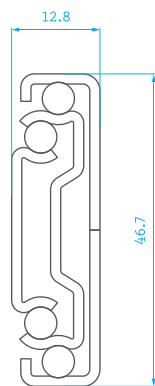
NJ-4000 ( 75lb / 34Kgs )



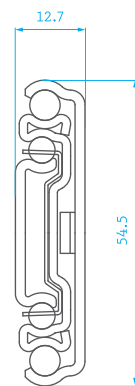
NJ-4K ( 75lb / 34Kgs )



NJ-8000 ( 130lb / 60Kgs )

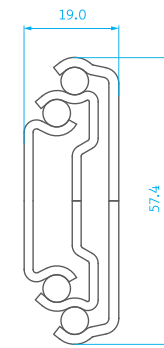


NJ-8A ( 130lb / 60Kgs )

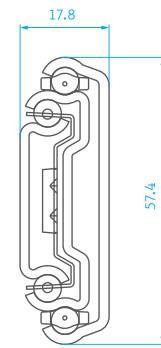


### HEAVY DUTY

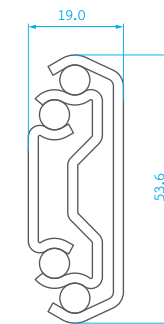
NJ-7A ( 180lb / 80Kgs )



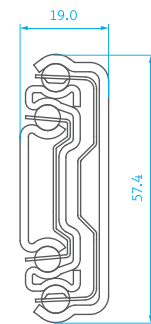
NJ-7K ( 180lb / 80Kgs )



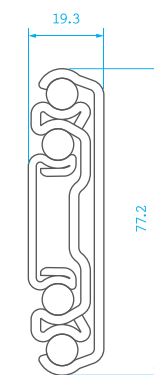
NJ-7000 ( 200lb / 90Kgs )



NJ-7Q ( 300lb / 140Kgs )

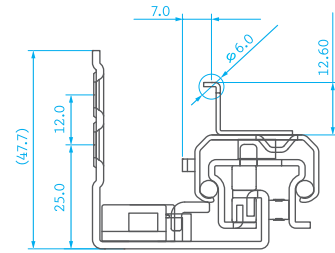


NJ-7J ( 400lbs / 180Kgs )

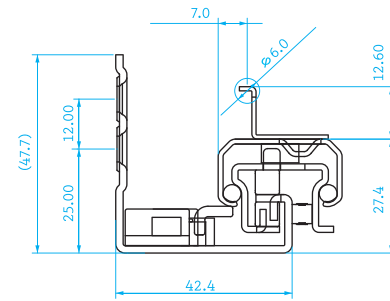


## UNDERMOUNT

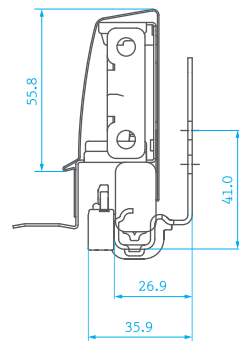
NJ-A5K01 / 02 ( 75lb / 35Kgs )



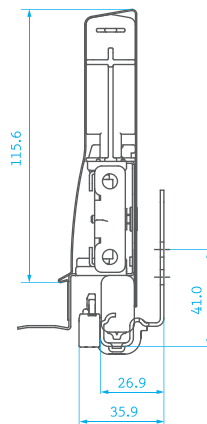
NJ-A5K03 / 04 ( 75lb / 35Kgs )



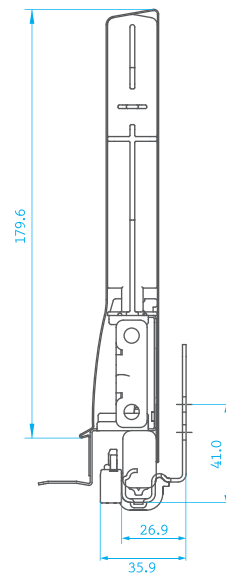
NJ-A5801 ( 75lb / 35Kgs )



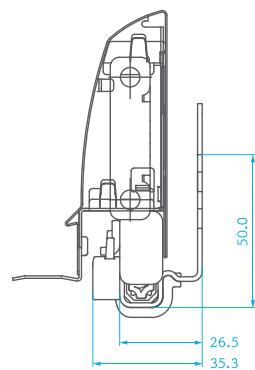
NJ-A5802 ( 75lb / 35Kgs )



NJ-A5803 ( 75lb / 35Kgs )

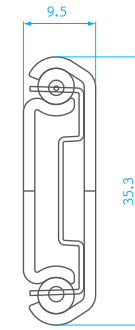


NJ-A5808 ( 75lb / 35Kgs )

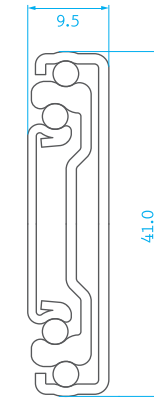


## INDUSTRIAL SLIDE CLOUD BUSSINESS

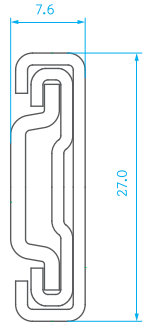
NJ-2000 ( 50lb / 22Kgs )



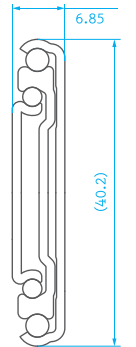
NJ-21A ( 100lb / 45Kgs )



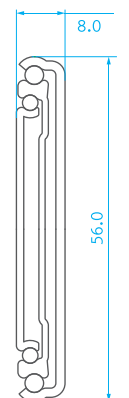
NJ-13002 ( 75lb / 35Kgs )















NJ-2J ( 75lb / 35Kgs )



NJ-2D ( 176lb / 80Kgs )



### INDUSTRIAL FUNCTION

-  Wire Basket Slides & Drawer Frame System
-  Front Interlock
-  Stainless Steel
-  Rear Interlock
-  Lock In & Out
-  Flipper Door Slides
-  Silent
-  Pocket Door Slides
-  Detent Open
-  Center Mounting Slides
-  Touch Open
-  Under Counter Slides



PRODUCTS



# UNDERMOUNT




1D

2D

## Frameless Construction


### NJ-A5K01

4 way adjustment quick removal handles, incorporating dry damper designed for 16 mm, metric measurement.



### NJ-A5K03

2 way adjustment quick removal handles, incorporating dry damper, designed for 18 mm, metric measurement



## Faceframe Construction

### NJ-A5K02

4 way adjustment quick removal handles, incorporating dry damper designed for 5/8 inch, back socket is optional, imperial measurement.



### NJ-A5K04

2 way adjustment quick removal handles, incorporating dry damper, designed for 3/4 inch, back socket is optional, imperial measurement.



PRODUCTS



75#

NJ-31Q01

Side mount, the loading is 75lbs(34Kgs), and guaranteed cycle is 50,000 times.



100#

NJ-31J32

Side mount, the loading is 100lbs(45Kgs), and guaranteed cycle is 50,000 times.



100#

NJ-35D65

SOFT CLOSE(DRY-DAMPER)

REPON 6th generation soft close features its extremely smooth movement, and

revolutionary press-release disconnect device for quick and effortless drawer removal.



NJ-38D58

PUSH TO OPEN

Compact mechanism to sustain the largest loading without compromising the push to open performance.

Side mount, the loading is 100lbs(45Kgs), and guaranteed cycle is 50,000 times.



130#

NJ-85A01

HEAVY DUTY WITH SOFT CLOSE

side mount, the loading is 130lbs (60Kgs), and guaranteed cycle is 50,000 times.



NJ-78A01

HEAVY DUTY WITH PUSH TO OPEN

side mount push to open with exclusive push to open mechanism.

Side mount, the loading is 130lbs (60Kgs), and guaranteed cycle is 50,000 times.



150#

 NJ-78036

**HEAVY DUTY SOFT CLOSE**

side mount, the loading is 150lbs (68Kgs), and guaranteed cycle is 50,000 times.



 NJ-81A02

**HEAVY DUTY**

side mount, the loading is 150lbs (68Kgs), and guaranteed cycle is 50,000 times.



200#

 NJ-76008

**HEAVY DUTY**

Side mount heavy duty, the loading is 200lbs(90Kgs), and guaranteed cycle is 50,000 times. Available size is from 300mm to 1200mm at 50mm increment.



 NJ-71020

**HEAVY DUTY WITH FRONT DISCONNECT**

Side mount heavy duty, the loading is 200lbs (90Kgs), and guaranteed cycle is 50,000 times. Available size is from 300mm to 700mm at 50mm increment.



 NJ-76Q01

**HEAVY DUTY**

Slide mount heavy duty, the loading is 300lbs (140kgs). Available Size is from 300mm to 1200mm at 50mm increment.

300#

400#

 NJ-76J01

**SUPER HEAVY DUTY**

Side mount or flat mount, the loading is 400lbs(180Kgs), and guaranteed cycle is 50,000 cycles. Available size is from 10" to 72" increment.



 NJ-76J05

**SUPER HEAVY DUTY WITH LOCK IN/OUT**

Side mount or flat mount, the loading is 400lbs(180Kgs), lock in and out mechanism incorporated, and guaranteed cycle is 50,000 cycles. Available size is from 14" to 60" at 2" increment.




 NJ-71J01

**SUPER HEAVY DUTY WITH FRONT DISCONNECT**


Side mount only, the loading is 400lbs (180kgs), and guaranteed cycle is 50,000 cycles. Available sizes are from 12" to 28". Inner member is removable for easy and quick installation.



# KITCHEN ISLAND TOP SERIES



## SLIDING COUNTERTOP



### 10,000 CYCLE TIMES

Specification:  
1200mm / 1600mm / 2000mm /  
2400mm / 2800mm

### MINIMUM GAP

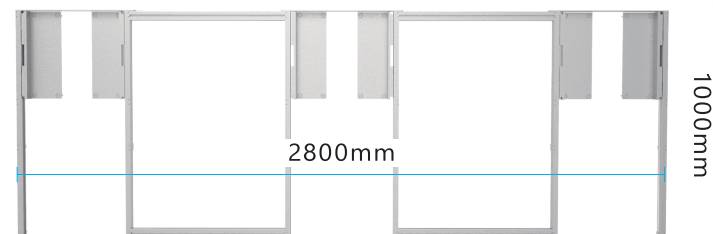
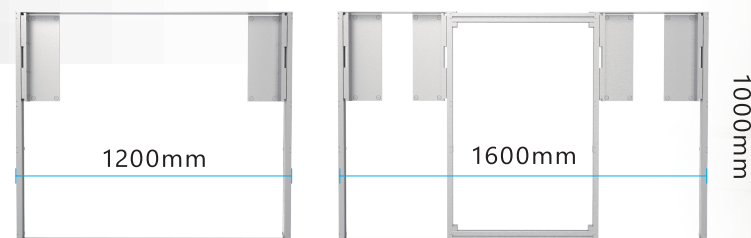
6mm gap keeps fingers from  
pinch hazard.

### DETENT CLOSE AND OPEN ADJUSTMENT

You may adjust the top hold  
(detent ) open and close force

### VERSATILE APPLICATIONS

It could be used in various  
contexts such food preparation  
table, dining table, bar table,  
office table...etc.



## CONCEALED TOP

### 10,000 CYCLE TIMES

### STURDY STRUCTURE

The robust frame fixture is built to carry  
heavy loading (80kgs overall, edge loading 30kgs )

### LEG-LESS

Free up the space underneath the table

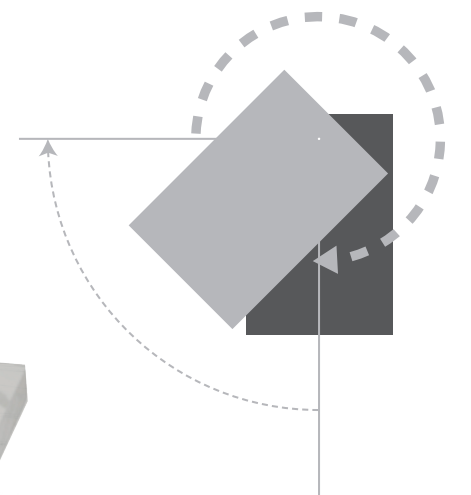
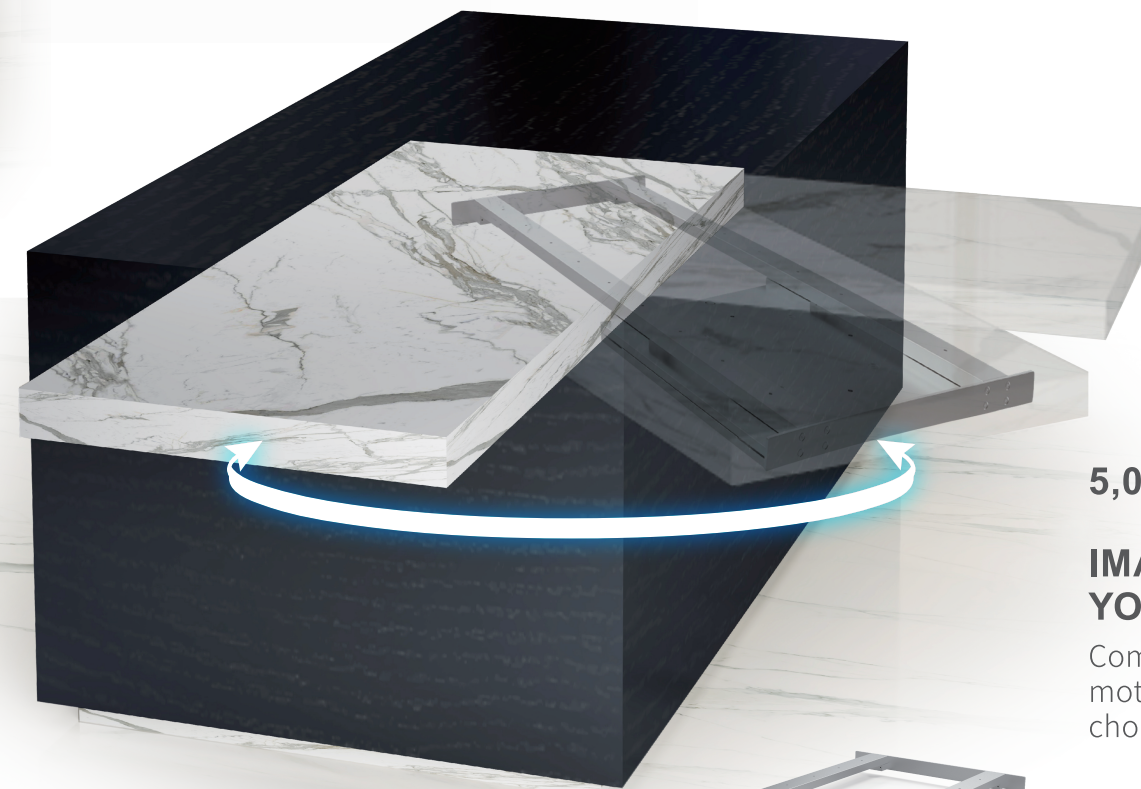
### VERSATILE APPLICATIONS

It could be used in varioius contexts  
such as food preparation, dinning  
table,office table..etc.



## 360° PIVOT

TRANSFORM YOUR LIVING SPACE



### 5,000 CYCLE TIMES

### IMAGINATION IS YOUR LIMIT

Combiation of rotary and linear  
motion provides countless  
choices of the top position.


### 90 DEGREE LOCKING

360° top stays locked at each 90  
degree postion.

# GENERAL SLIDING DOOR SERIES

## THE SLIDING DOOR DAMPER

The sliding door damper uses Repon's exclusive oil free "dry-damper" design. This design avoids the leakage problem of the traditional hydraulic damper, extending life-span of the product.



## DURABLE AND STABLE

### Medium Duty General Sliding Door Damper



Damper Dimension		328.5 x 30 x 16.5mm
Track Dimension		36-40mm
Pull Force Value		≤ 2.2kg
Loading Capacity		15-35kg
Soft Close Stroke		69mm
The Service Lifetime		50,000 times

### Heavy Duty General Sliding Door Damper



Damper Dimension		328 x 30 x 17.5mm
Track Dimension		36-40mm
Pull Force Value		≤ 3.5kg
Loading Capacity		35-60kg
Soft Close Stroke		69mm
The Service Lifetime		50,000 times





### Each Package Includes The Following Parts



Medium / Heavy Duty  
General Sliding Door  
Damper x 2



### Optional Accessories

	Upper Roller	
	Lower Roller	
	Sliding Door Track	
	Track Dimension	82.1 x 49mm
	The Upper Track Inner Width	38.8mm
	Sliding Door Rail	
	Rail Dimension	80 x 8.0mm
	The Rail Inner Width	4.8mm

# GENERAL HANGING DOOR SERIES

## THE HANGING DOOR DAMPER

Dry damper avoids the leakage problem  
Using 304 stainless steel  
Also can install in bathroom  
Progressive closing also lowers the possibility of hand clamping Safety, Silent, and Smoothness

### Medium Duty Hanging Door Damper




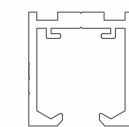
Damper Dimension		440 x 27 x 24mm
Track Dimension		≥28.6mm/20mm
Inner Width / Actuator Width		≥28.6mm/20mm
Pull Force Value		3.5kg
Loading Capacity		≤40kg
Soft Close Stroke		70mm
The Service Lifetime		50,000 times

### Heavy Duty Hanging Door Damper




Damper Dimension		336 x 27 x 24mm
Track Dimension		≥28.6mm/20mm
Inner Width / Actuator Width		≥28.6mm/20mm
Pull Force Value		3.5kg
Loading Capacity		≤70kg
Soft Close Stroke		70mm
The Service Lifetime		50,000 times

### Hanging Door Track




Track Dimension		34.2 x 38.3mm
The Upper Track Size		28.6mm/20mm
Inner Width / Actuator Width		28.6mm/20mm

### Each Package Includes The Following Parts



Heavy Duty Hanging Door Damper



Medium Duty Hanging Door Damper

More than standard products

# CUSTOMIZATION

Repon provides you products and service than the models listed on catalog. Customization is part of our strength, which have been capitalized by not a small number of leading brands from different industries for more than 40 years.

Repon is more than happy and is extremely flexible to cater to your needs for OEM or ODM projects with its rich experience and strong expertise.

- | OFFICE FURNITURE
- | KITCHEN
- | TOOLBOX
- | RV
- | ATM
- | SERVER
- | INDUSTRIAL

Shall you have any product development needs, please contact us.

Slides *into* your Life !

RESEARCH  
AND DEVELOPMENT

